

Luxor 3 & 4



Independent / non HDI
BLANK PRICE LIST
 valid until **30.06.2023**



Schadstoff-
geprüft
Emissions-
geprüft

www.tuv.com
ID 0000045390



Luxor 3 & 4

Independent / non HDI

BLANK PRICE LIST

valid until 30.06.2023




Carcase and front colours

Please specify the exact colour combination of front and carcase colour for each order!

Price group 1: Plain front, with round edge

Price group 2: Front with trims

Designs:




Designs:




Handles in chrome


Model no. 724
Rustic oak finish



Model no. 726
Polar larch finish




Model no. 717
Holm oak finish




Handles in slate


Model no. 739
Rustic oak finish



Model no. 740
Polar larch finish

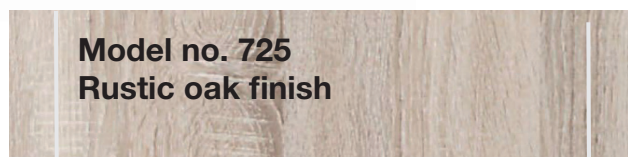


Model no. 728
Holm oak finish




Handles in chrome


Model no. 725
Rustic oak finish



Model no. 727
Polar larch finish

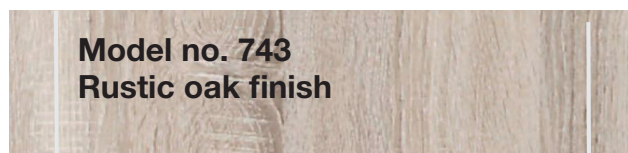


Model no. 718
Holm oak finish




Handles in slate


Model no. 743
Rustic oak finish



Model no. 744
Polar larch finish



Model no. 729
Holm oak finish

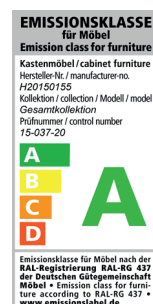



furn plan



Emissionsgeprüft
Schadstoffgeprüft
Regelmäßige
Produkt-
überwachung

www.tuv.com
ID 1111253053



Luxor 3 & 4



Independent / non HDI
BLANK PRICE LIST
valid until **30.06.2023**



Schadstoff-
geprüft
Emissions-
geprüft

www.tuv.com
ID 000045390



Luxor 3 & 4



Independent / non HDI
BLANK PRICE LIST
valid until **30.06.2023**



Schadstoff-
geprüft
Emissions-
geprüft

www.tuv.com
ID 000045390



Luxor 3 & 4



Carcase width

	Side	Plinth	Side	Plinth	Side	Plinth	Side	Plinth	Side	Plinth	Side	Width effective
33	1,5	30,2	1,5									33,2 cm
50	1,5	47,5	1,5									50,5 cm
75	1,5	72,2	1,5									75,2 cm
100	1,5	96,4	1,5									99,4 cm
125	1,5	72,2	1,5	47,5	1,5							124,2 cm
133	1,5	47,5	1,5	30,2	1,5	30,2	1,5					131,2 cm
150	1,5	96,4	1,5	47,5	1,5							148,4 cm
175	1,5	47,5	1,5	72,2	1,5	72,2	1,5					173,2 cm
200	1,5	96,4	1,5	96,4	1,5							197,3 cm
225	1,5	72,2	1,5	72,2	1,5	72,2	1,5					222,6 cm
250	1,5	96,4	1,5	47,5	1,5	96,4	1,5					246,3 cm
275	1,5	96,4	1,5	72,2	1,5	96,4	1,5					271,0 cm
300	1,5	96,4	1,5	96,4	1,5	96,4	1,5					295,2 cm
325	1,5	96,4	1,5	72,2	1,5	47,5	1,5	96,4	1,5			320,0 cm
350	1,5	96,4	1,5	96,4	1,5	47,5	1,5	96,4	1,5			344,2 cm
375	1,5	96,4	1,5	47,5	1,5	72,2	1,5	47,5	1,5	96,4	1,5	369,0 cm
400	1,5	96,4	1,5	96,4	1,5	96,4	1,5	96,4	1,5			393,1 cm

Quality details

- HDF back walls
- Doors open up to 105° and cushioned hinges
- 22mm shelves on metal shelf supports
- Metal hanging rails on metal supports, carry up to 60kg
- All fittings are made of metal and highly resistant
- Maximum comfort by delivery of pre-assembled occasional furniture

We reserve the right to color and model deviations or the correction of erroneous information. All measures are approximate cm. All measurements are approximate and in metric cm. We reserve the right to amend technical data and measurements.

Independent / non HDI
BLANK PRICE LIST
 valid until **30.06.2023**



Schadstoff-
geprüft
Emissions-
geprüft

www.tuv.com
ID 0000045390



Luxor 3 & 4

Independent / non HDI

BLANK PRICE LIST

valid until 30.06.2023





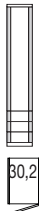



Hinged-door wardrobes W 33 cm, with cornice

Interior:

2 shelves, 1 clothes rail per compartment

All hinged-doors incl. cushioned hinges

Description	Dimensions cm	Art. no.	PG 1 GBP	PG 2 GBP
 Door hinged on right	W 33 H 220 D 58	100		
	W 33 H 240 D 58	101		
 Door hinged on right, 1 mirrored door	W 33 H 220 D 58	102		
	W 33 H 240 D 58	103		
 Door hinged on left	W 33 H 220 D 58	258		
	W 33 H 240 D 58	259		
 Door hinged on left, 1 mirrored door	W 33 H 220 D 58	108		
	W 33 H 240 D 58	260		
 Door hinged on right, 3 drawers	W 33 H 220 D 58	441		
	W 33 H 240 D 58	442		
 Door hinged on left, 3 drawers	W 33 H 220 D 58	443		
	W 33 H 240 D 58	444		

Luxor 3 & 4

Independent / non HDI

BLANK PRICE LIST

valid until 30.06.2023










Hinged-door wardrobes W 50 cm, with cornice

Interior:

2 shelves, 1 clothes rail per compartment

All hinged-doors incl. cushioned hinges

	Description	Dimensions cm	Art. no.	PG 1 GBP	PG 2 GBP
 47,5	Door hinged on right	W 50 H 220 D 58	598		
	Door hinged on right	W 50 H 240 D 58	244		
 47,5	Door hinged on right 1 mirrored door	W 50 H 220 D 58	584		
	Door hinged on right 1 mirrored door	W 50 H 240 D 58	113		
 47,5	Door hinged on left	W 50 H 220 D 58	597		
	Door hinged on left	W 50 H 240 D 58	115		
 47,5	Door hinged on left, 1 mirrored door	W 50 H 220 D 58	583		
	Door hinged on left, 1 mirrored door	W 50 H 240 D 58	270		
 47,5	Door hinged on right, 3 drawers	W 50 H 220 D 58	445		
	Door hinged on right, 3 drawers	W 50 H 240 D 58	446		
 47,5	Door hinged on right, 3 drawers, 1 mirrored door	W 50 H 220 D 58	447		
	Door hinged on right, 3 drawers, 1 mirrored door	W 50 H 240 D 58	448		
 47,5	Door hinged on left, 3 drawers	W 50 H 220 D 58	449		
	Door hinged on left, 3 drawers	W 50 H 240 D 58	450		

Full-length mirrored doors without trims!

Luxor 3 & 4

Independent / non HDI



BLANK PRICE LIST

valid until 30.06.2023


**Hinged-door wardrobes W 50 cm,
with cornice**
Interior:

2 shelves, 1 clothes rail per compartment

All hinged-doors incl. cushioned hinges

Description	Dimensions cm	Art. no.	PG 1 GBP	PG 2 GBP
 Door hinged on left, 3 drawers, 1 mirrored door	W 50 H 220 D 58	451		
 Door hinged on left, 3 drawers, 1 mirrored door	W 50 H 240 D 58	452		

Luxor 3 & 4

Independent / non HDI

BLANK PRICE LIST

valid until 30.06.2023















Hinged-door wardrobes W 75 cm, with cornice

Interior:

2 shelves, 1 clothes rail per compartment

All hinged-doors incl. cushioned hinges

	Description	Dimensions cm	Art. no.	PG 1 GBP	PG 2 GBP
 	2 doors	W 75 H 220 D 58	118		
	2 doors	W 75 H 240 D 58	119		
 	2 doors, 3 drawers	W 75 H 220 D 58	453		
	2 doors, 3 drawers	W 75 H 240 D 58	454		
 	2 doors, 1 mirrored door right	W 75 H 220 D 58	120		
	2 doors, 1 mirrored door right	W 75 H 240 D 58	121		
 	2 doors, 1 mirrored door left	W 75 H 220 D 58	124		
	2 doors, 1 mirrored door left	W 75 H 240 D 58	125		
 	2 doors, 2 mirrored doors	W 75 H 220 D 58	128		
	2 doors, 2 mirrored doors	W 75 H 240 D 58	129		
 	2 mirrored doors, 3 drawers	W 75 H 220 D 58	455		
	2 mirrored doors, 3 drawers	W 75 H 240 D 58	456		

Full-length mirrored doors without trims!

Luxor 3 & 4

Independent / non HDI

BLANK PRICE LIST

valid until 30.06.2023













Hinged-door wardrobes W 100 cm, with cornice

Interior:

2 shelves, 1 clothes rail per compartment

All hinged-doors incl. cushioned hinges

Description	Dimensions cm	Art. no.	PG 1 GBP	PG 2 GBP
 3 doors, 3 drawers	W 97 H 220 D 58	457		
 3 doors, 3 drawers	W 97 H 240 D 58	458		
 2 doors	W 100 H 220 D 58	532		
 2 doors	W 100 H 240 D 58	132		
 2 doors, 1 mirrored door right	W 100 H 220 D 58	392		
 2 doors, 1 mirrored door right	W 100 H 240 D 58	133		
 2 doors, 1 mirrored door left	W 100 H 220 D 58	507		
 2 doors, 1 mirrored door left	W 100 H 240 D 58	284		
 2 mirrored doors	W 100 H 220 D 58	391		
 2 mirrored doors	W 100 H 240 D 58	139		

Luxor 3 & 4

Independent / non HDI

BLANK PRICE LISTvalid until **30.06.2023**

Hinged-door wardrobes W 125 - 133 cm, with cornice

Interior:

2 shelves, 1 clothes rail per compartment

All hinged-doors incl. cushioned hinges

	Description	Dimensions cm	Art. no.	PG 1 GBP	PG 2 GBP
	3 doors	W 125 H 220 D 58	141		
	3 doors	W 125 H 240 D 58	142		
	3 doors, 1 mirrored door	W 125 H 220 D 58	143		
	3 doors, 1 mirrored door	W 125 H 240 D 58	144		
	3 doors, 3 drawers	W 133 H 220 D 58	459		
	3 doors, 3 drawers	W 133 H 240 D 58	460		
	3 doors	W 133 H 220 D 58	147		
	3 doors	W 133 H 240 D 58	148		
	3 doors, 1 mirrored door	W 133 H 220 D 58	149		
	3 doors, 1 mirrored door	W 133 H 240 D 58	150		

Full-length mirrored doors without trims!

Luxor 3 & 4

Independent / non HDI

BLANK PRICE LIST

valid until 30.06.2023

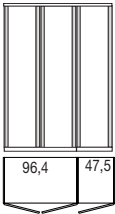

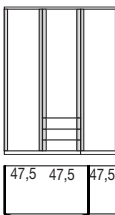



Hinged-door wardrobes W 150 cm, with cornice

Interior:

2 shelves, 1 clothes rail per compartment

All hinged-doors incl. cushioned hinges

Description	Dimensions cm	Art. no.	PG 1 GBP	PG 2 GBP
 3 doors	W 150 H 220 D 58	531		
3 doors	W 150 H 240 D 58	153		
 3 doors, 1 mirrored door	W 150 H 220 D 58	516		
3 doors, 1 mirrored door	W 150 H 240 D 58	285		
 3 doors, 3 drawers	W 150 H 220 D 58	854		
3 doors, 3 drawers	W 150 H 240 D 58	497		
 3 doors, 3 drawers, 1 mirrored door	W 150 H 220 D 58	981		
3 doors, 3 drawers, 1 mirrored door	W 150 H 240 D 58	498		

Luxor 3 & 4

Independent / non HDI

BLANK PRICE LIST

valid until 30.06.2023



Hinged-door wardrobes W 175 cm, with cornice

Interior:

2 shelves, 1 clothes rail per compartment

All hinged-doors incl. cushioned hinges

	Description	Dimensions cm	Art. no.	PG 1 GBP	PG 2 GBP
	4 doors	W 175 H 220 D 58	156		
	4 doors	W 175 H 240 D 58	157		
	4 doors, 2 mirrored doors	W 175 H 220 D 58	158		
	4 doors, 2 mirrored doors	W 175 H 240 D 58	159		
	4 doors, 3 drawers	W 175 H 220 D 58	855		
	4 doors, 3 drawers	W 175 H 240 D 58	499		
	4 doors, 2 mirrored doors, 3 drawers	W 175 H 220 D 58	982		
	4 doors, 2 mirrored doors, 3 drawers	W 175 H 240 D 58	500		

Full-length mirrored doors without trims!

Luxor 3 & 4

Independent / non HDI

BLANK PRICE LIST

valid until 30.06.2023


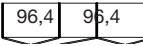

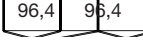
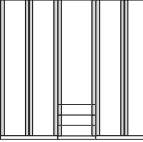

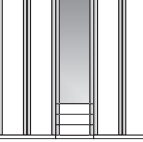
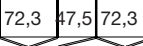


Hinged-door wardrobes W 200 cm, with cornice

Interior:

2 shelves, 1 clothes rail per compartment

All hinged-doors incl. cushioned hinges

Description	Dimensions cm	Art. no.	PG 1 GBP	PG 2 GBP
 	4 doors	W 200 H 220 D 58	534	
	4 doors	W 200 H 240 D 58	162	
 	4 doors, 2 mirrored doors	W 200 H 220 D 58	517	
	4 doors, 2 mirrored doors	W 200 H 240 D 58	163	
 	5 doors, 3 drawers	W 200 H 220 D 58	501	
	5 doors, 3 drawers	W 200 H 240 D 58	502	
 	5 doors, 1 mirrored door, 3 drawers	W 200 H 220 D 58	503	
	5 doors, 1 mirrored door, 3 drawers	W 200 H 240 D 58	504	

Luxor 3 & 4

Independent / non HDI

BLANK PRICE LIST

valid until 30.06.2023

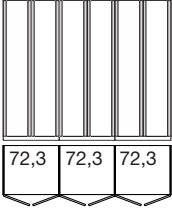
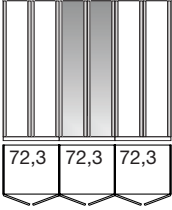
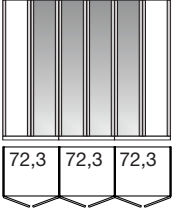
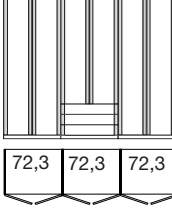
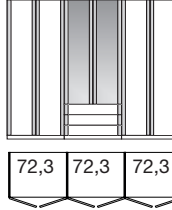


Hinged-door wardrobes W 225 cm, with cornice

Interior:

2 shelves, 1 clothes rail per compartment

All hinged-doors incl. cushioned hinges

Description	Dimensions cm	Art. no.	PG 1 GBP	PG 2 GBP
 72,3 72,3 72,3	6 doors	W 225 H 220 D 58	165	
	6 doors	W 225 H 240 D 58	166	
 72,3 72,3 72,3	6 doors, 2 mirrored doors	W 225 H 220 D 58	167	
	6 doors, 2 mirrored doors	W 225 H 240 D 58	168	
 72,3 72,3 72,3	6 doors, 4 mirrored doors	W 225 H 220 D 58	171	
	6 doors, 4 mirrored doors	W 225 H 240 D 58	172	
 72,3 72,3 72,3	6 doors, 3 drawers	W 225 H 220 D 58	505	
	6 doors, 3 drawers	W 225 H 240 D 58	506	
 72,3 72,3 72,3	6 doors, 2 mirrored doors, 3 drawers	W 225 H 220 D 58	508	
	6 doors, 2 mirrored doors, 3 drawers	W 225 H 240 D 58	509	

Full-length mirrored doors without trims!

Luxor 3 & 4

Independent / non HDI

BLANK PRICE LIST

valid until 30.06.2023

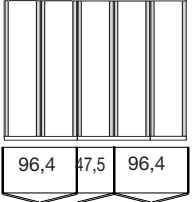
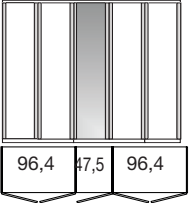
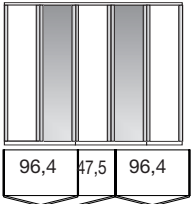
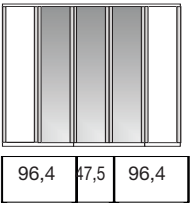
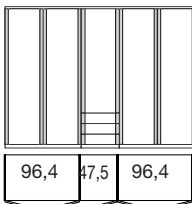
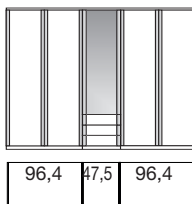


Hinged-door wardrobes W 250 cm, with cornice

Interior:

2 shelves, 1 clothes rail per compartment

All hinged-doors incl. cushioned hinges

Description	Dimensions cm	Art. no.	PG 1 GBP	PG 2 GBP
 5 doors	W 250 H 220 D 58	535		
	W 250 H 240 D 58	175		
 5 doors, 1 mirrored door	W 250 H 220 D 58	521		
	W 250 H 240 D 58	176		
 5 doors, 2 mirrored doors	W 250 H 220 D 58	530		
	W 250 H 240 D 58	178		
 5 doors, 3 mirrored doors	W 250 H 220 D 58	522		
	W 250 H 240 D 58	182		
 5 doors, 3 drawers	W 250 H 220 D 58	856		
	W 250 H 240 D 58	510		
 5 doors, 1 mirrored door, 3 drawers	W 250 H 220 D 58	983		
	W 250 H 240 D 58	511		

Luxor 3 & 4

Independent / non HDI

BLANK PRICE LIST

valid until 30.06.2023

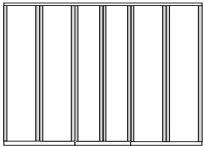

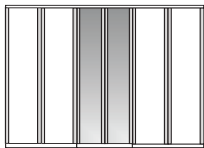
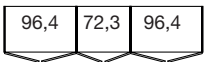
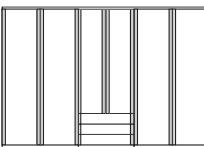

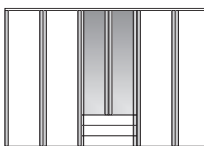
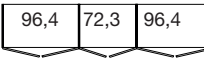


Hinged-door wardrobes W 275 cm, with cornice

Interior:

2 shelves, 1 clothes rail per compartment

All hinged-doors incl. cushioned hinges

Description	Dimensions cm	Art. no.	PG 1 GBP	PG 2 GBP
 6 doors 	W 275 H 220 D 58	288		
	W 275 H 240 D 58	289		
 6 doors, 2 mirrored doors 	W 275 H 220 D 58	290		
	W 275 H 240 D 58	291		
 6 doors, 3 drawers 	W 275 H 220 D 58	857		
	W 275 H 240 D 58	512		
 6 doors, 2 mirrored doors, 3 drawers 	W 275 H 220 D 58	979		
	W 275 H 240 D 58	513		

Full-length mirrored doors without trims!

Luxor 3 & 4

Independent / non HDI

BLANK PRICE LIST

valid until 30.06.2023

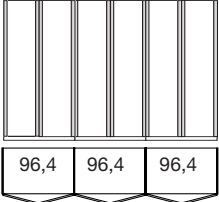
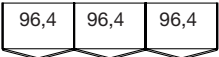
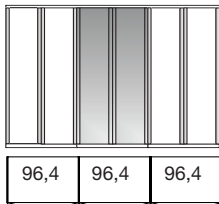
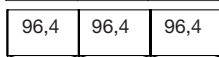
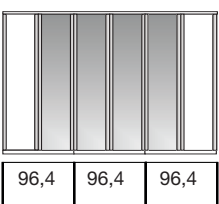
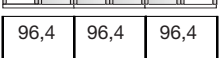
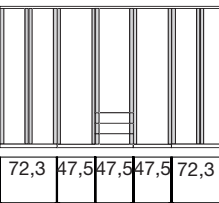

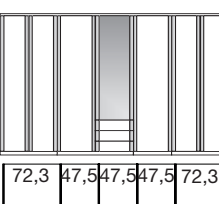
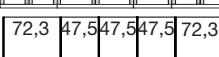


Hinged-door wardrobes, W 300 cm, with cornice

Interior:

2 shelves, 1 clothes rail per compartment

All hinged-doors incl. cushioned hinges

Description	Dimensions cm	Art. no.	PG 1 GBP	PG 2 GBP
 6 doors	W 300 H 220 D 58	536		
 6 doors	W 300 H 240 D 58	292		
 6 doors, 2 mirrored doors	W 300 H 220 D 58	527		
 6 doors, 2 mirrored doors	W 300 H 240 D 58	293		
 6 doors, 4 mirrored doors	W 300 H 220 D 58	533		
 6 doors, 4 mirrored doors	W 300 H 240 D 58	295		
 7 doors, 3 drawers	W 300 H 220 D 58	514		
 7 doors, 3 drawers	W 300 H 240 D 58	515		
 7 doors, 1 mirrored door, 3 drawers	W 300 H 220 D 58	518		
 7 doors, 1 mirrored door, 3 drawers	W 300 H 240 D 58	519		

Luxor 3 & 4

Independent / non HDI

BLANK PRICE LIST

valid until 30.06.2023



Hinged-door wardrobes W 325 cm, with cornice

Interior:

2 shelves, 1 clothes rail per compartment

All hinged-doors incl. cushioned hinges

	Description	Dimensions cm	Art. no.	PG 1 GBP	PG 2 GBP
	7 doors	W 325 H 220 D 58	352		
	7 doors	W 325 H 240 D 58	353		
	7 doors, 3 mirrored doors	W 325 H 220 D 58	354		
	7 doors, 3 mirrored doors	W 325 H 240 D 58	355		
	7 doors, 5 mirrored doors	W 325 H 220 D 58	201		
	7 doors, 5 mirrored doors	W 325 H 240 D 58	203		
	8 doors, 3 drawers	W 325 H 220 D 58	520		
	8 doors, 3 drawers	W 325 H 240 D 58	523		
	8 doors, 2 mirrored doors, 3 drawers	W 325 H 220 D 58	524		
	8 doors, 2 mirrored doors, 3 drawers	W 325 H 240 D 58	525		

Full-length mirrored doors without trims!

Luxor 3 & 4

Independent / non HDI

BLANK PRICE LIST

valid until 30.06.2023



Hinged-door wardrobes W 350 cm, with cornice

Interior:

2 shelves, 1 clothes rail per compartment

All hinged-doors incl. cushioned hinges

	Description	Dimensions cm	Art. no.	PG 1 GBP	PG 2 GBP
	7 doors	W 350 H 220 D 58	984		
	7 doors	W 350 H 240 D 58	206		
	7 doors, 1 mirrored door	W 350 H 220 D 58	988		
	7 doors, 1 mirrored door	W 350 H 240 D 58	207		
	7 doors, 3 mirrored doors	W 350 H 220 D 58	989		
	7 doors, 3 mirrored doors	W 350 H 240 D 58	209		
	7 doors, 5 mirrored doors	W 350 H 220 D 58	356		
	7 doors, 5 mirrored doors	W 350 H 240 D 58	357		
	7 doors, 3 drawers	W 350 H 220 D 58	526		
	7 doors, 3 drawers	W 350 H 240 D 58	528		
	7 doors, 1 mirrored door, 3 drawers	W 350 H 220 D 58	541		
	7 doors, 1 mirrored door, 3 drawers	W 350 H 240 D 58	542		

Luxor 3 & 4

Independent / non HDI

BLANK PRICE LIST

valid until 30.06.2023

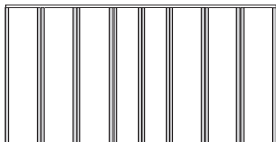
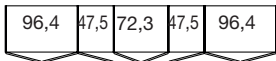

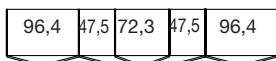

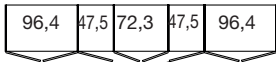

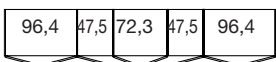
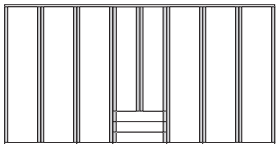
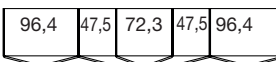

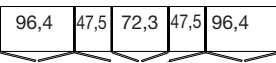


Hinged-door wardrobes W 375 cm, with cornice

Interior:

2 shelves, 1 clothes rail per compartment

All hinged-doors incl. cushioned hinges

Description	Dimensions cm	Art. no.	PG 1 GBP	PG 2 GBP
 8 doors 	W 375 H 220 D 58	358		
	W 375 H 240 D 58	359		
 8 doors, 2 mirrored doors 	W 375 H 220 D 58	360		
	W 375 H 240 D 58	361		
 8 doors, 4 mirrored doors 	W 375 H 220 D 58	370		
	W 375 H 240 D 58	371		
 8 doors, 6 mirrored doors 	W 375 H 220 D 58	225		
	W 375 H 240 D 58	226		
 8 doors, 3 drawers 	W 375 H 220 D 58	543		
	W 375 H 240 D 58	544		
 8 doors, 2 mirrored doors, 3 drawers 	W 375 H 220 D 58	545		
	W 375 H 240 D 58	546		

Full-length mirrored doors without trims!

Luxor 3 & 4

Independent / non HDI

BLANK PRICE LIST

valid until 30.06.2023

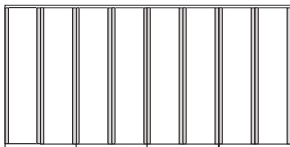
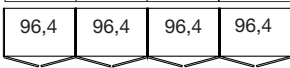

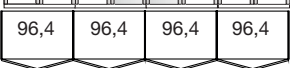

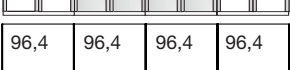

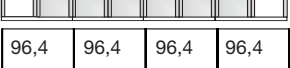
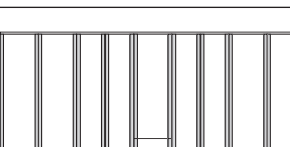
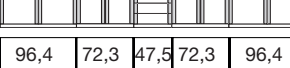
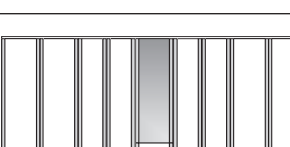



Hinged-door wardrobes, W 400 cm, with cornice

Interior:

2 shelves, 1 clothes rail per compartment

All hinged-doors incl. cushioned hinges

Description	Dimensions cm	Art. no.	PG 1 GBP	PG 2 GBP
 8 doors 	W 400 H 220 D 58	334		
8 doors	W 400 H 240 D 58	379		
 8 doors, 2 mirrored doors 	W 400 H 220 D 58	338		
8 doors, 2 mirrored doors	W 400 H 240 D 58	374		
 8 doors, 4 mirrored doors 	W 400 H 220 D 58	339		
8 doors, 4 mirrored doors	W 400 H 240 D 58	376		
 8 doors, 6 mirrored doors 	W 400 H 220 D 58	233		
8 doors, 6 mirrored doors	W 400 H 240 D 58	234		
 9 doors, 3 drawers 	W 400 H 220 D 58	547		
9 doors, 3 drawers	W 400 H 240 D 58	548		
 9 doors, 1 mirrored door, 3 drawers 	W 400 H 220 D 58	549		
9 doors, 1 mirrored door, 3 drawers	W 400 H 240 D 58	550		

Luxor 3 & 4

Independent / non HDI

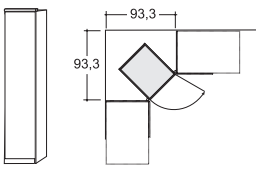
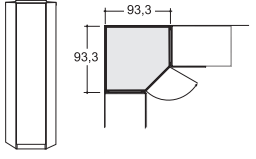
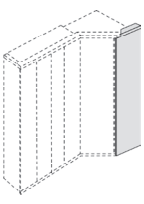
BLANK PRICE LIST

valid until 30.06.2023



Corner units with cornice

All hinged-doors incl. cushioned hinges

Description	Dimensions cm			Art. no.	PG 1 GBP	PG 2 GBP			
	W	H	D						
 <p>Corner unit with swing door, with and without mirrored door</p> <p>Interior arrangement: 1 adjustable shelf, 1 clothes rail</p>	hinged right	with wooden door	50	220	58	154			
	hinged right	with mirrored door	50	220	58	155			
	hinged left	with wooden door	50	220	58	930			
	hinged left	with mirrored door	50	220	58	931			
	hinged right	with wooden door	50	240	58	733			
	hinged right	with mirrored door	50	240	58	734			
	hinged left	with wooden door	50	240	58	936			
	hinged left	with mirrored door	50	240	58	937			
	 <p>Extended corner unit with swing door, with or without mirror</p> <p>Interior arrangement: 1 adjustable shelf, 1 clothes rail</p>	hinged right	with wooden door	93	220	93	184		
		hinged right	with mirrored door	93	220	93	185		
hinged left		with wooden door	93	220	93	934			
hinged left		with mirrored door	93	220	93	935			
hinged right		with wooden door	93	240	93	735			
hinged right		with mirrored door	93	240	93	736			
hinged left		with wooden door	93	240	93	938			
hinged left		with mirrored door	93	240	93	939			
 <p>End panel for extended corner unit, can be used on right and left</p>				56	216	1,5	090		
				56	236	1,5	738		
<p>Required with a final extended corner unit. If a corner unit stands separately, 2 outer sides are required.</p>									

Luxor 3 & 4

Independent / non HDI

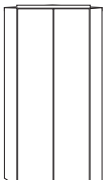

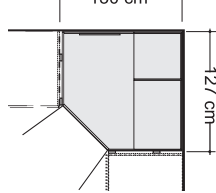

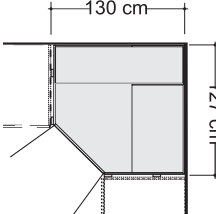
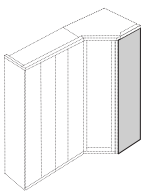
BLANK PRICE LIST

valid until 30.06.2023



Corner units with cornice

All hinged-doors incl. cushioned hinges

Description	Dimensions cm			Art. no.	PG 1 GBP	PG 2 GBP	
	W	H	D				
    	Walk-in corner unit with swing doors						
	with wooden door	130	220	127	021		
	with mirrored door	130	220	127	022		
	with wooden door	130	240	127	739		
	with mirrored door	130	240	127	740		
	Interior: W 47,5 cm: 4 shelves, W 72.2cm: 2 shelves, 1 hanging rail, Interior mirror, Lights with motion detector						
	This product contains a light device of energy efficiency class G						
	with wooden door	130	220	127	020		
	with mirrored door	130	220	127	027		
	with wooden door	130	240	127	803		
with mirrored door	130	240	127	814			
Interior: W 72.2cm: 2 shelves, 1 hanging rail, W 125 cm: 5 shelves, Lights with motion detector							
This product contains a light device of energy efficiency class G							
	End panel for corner unit, can be used on left and right						
	56	216	1,5	023			
	56	236	1,5	741			
Required if a corner unit is used on end. If a corner unit is mounted separately, 2 outer panels are required.							

Luxor 3 & 4




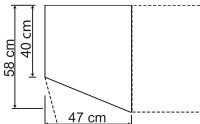
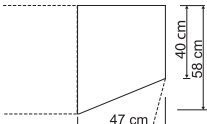

Independent / non HDI

BLANK PRICE LIST

valid until 30.06.2023



All hinged-doors incl. cushioned hinges

Description	Dimensions cm			Art. no.	PG 1 GBP	PG 2 GBP
	W	H	D			
 Corner strip for 90° corner installation	10	216	10	199		
	10	236	10	737		
 Not available in polar larch finish! Not available in holm oak finish!						
 End unit with swing door, angled, 4 laundry shelves inside for placing on right for placing on left for placing on right for placing on left	47	220	58	180		
	47	220	58	181		
	47	240	58	742		
	47	240	58	743		
 Art. no. 181 / 743						
 Art. no. 180 / 742						
 Not useable for standing alone!						

Luxor 3 & 4

Independent / non HDI

BLANK PRICE LIST

valid until 30.06.2023

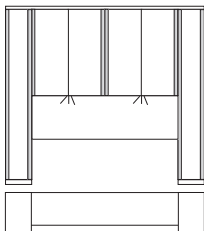
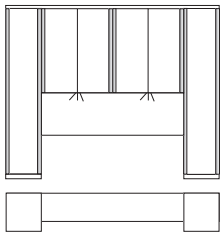
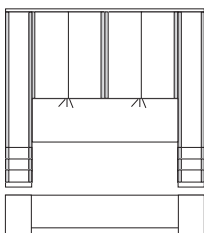


Overbed unit combinations

All hinged-doors incl. cushioned hinges



Bi-folding doors from overbed units without

Description	Dimensions cm			Art. no.	PG 1 GBP	PG 2 GBP
	W	H	D			
 <p>Combination suggestion 1, with 33 cm occasional wardrobes, straight doors</p> <ul style="list-style-type: none"> - for bed width 140 cm - for bed width 150 / 160 cm - for bed width 180 cm 	215	220	58	030		
	235	220	58	093		
	255	220	58	094		
<p>Interior arrangement Overbed unit: 2 adjustable shelves</p> <p>Occasional wardrobe: 2 adjustable shelves 1 clothes rail</p>	215	240	58	747		
	235	240	58	748		
	255	240	58	749		
 <p>Combination suggestion 2 with 50 cm occasional wardrobes, straight doors</p> <ul style="list-style-type: none"> - for bed width 140 cm - for bed width 150 / 160 cm - for bed width 180 cm 	250	220	58	116		
	270	220	58	130		
	290	220	58	134		
<p>Interior arrangement Overbed unit: 2 adjustable shelves</p> <p>Occasional wardrobe: 2 adjustable shelves 1 clothes rail</p>	250	240	58	751		
	270	240	58	752		
	290	240	58	753		
 <p>Combination suggestion 3 with occasional wardrobes, 33 cm, drawers, straight doors</p> <ul style="list-style-type: none"> - for bed width 140 cm - for bed width 150 / 160 cm - for bed width 180 cm 	215	220	58	040		
	235	220	58	041		
	255	220	58	046		
<p>Interior arrangement Overbed unit: 2 adjustable shelves</p> <p>Occasional wardrobe: 2 adjustable shelves 1 clothes rail</p>	215	240	58	755		
	235	240	58	756		
	255	240	58	757		
<p>This product contains light devices of energy efficiency class F</p>						

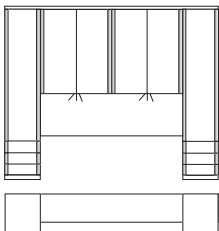
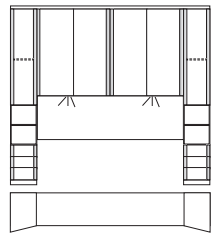

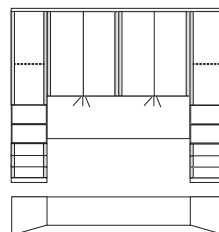



Overbed unit combinations

All hinged-doors incl. cushioned hinges



Bi-folding doors from overbed units without

Description	Dimensions cm			Art. no.	PG 1 GBP	PG 2 GBP	
	W	H	D				
 <p>Combination suggestion 4 with occasional wardrobes, 50 cm, drawers, straight doors</p> <p>- for bed width 140 cm - for bed width 150 / 160 cm - for bed width 180 cm</p>	250	220	58	054			
	270	220	58	057			
	290	220	58	060			
<p>Interior arrangement Overbed unit: 2 adjustable shelves Occasional wardrobe: 2 adjustable shelves 1 clothes rail</p>	250	240	58	759			
	270	240	58	760			
	290	240	58	761			
 <p>Combination suggestion 5 with 33 cm occasional elements, 3 drawers at bottom, open compartment above with wooden doors, angled</p> <p>- for bed width 140 cm - for bed width 150 / 160 cm - for bed width 180 cm</p>	215	220	58	072			
	235	220	58	074			
	255	220	58	076			
<p>Interior arrangement Overbed unit: 2 adjustable shelves Occasional element: 2 adjustable shelves</p>	215	240	58	763			
	235	240	58	765			
	255	240	58	766			
 Towers fully assembled							
	 <p>Combination suggestion 6 with 50 cm occasional elements, 3 drawers at bottom, open compartment with wooden doors above, angled</p> <p>- for bed width 140 cm - for bed width 150 / 160 cm - for bed width 180 cm</p>	250	220	58	080		
		270	220	58	081		
290		220	58	082			
<p>Interior arrangement Overbed unit: 2 adjustable shelves Occasional element: 2 adjustable shelves</p>	250	240	58	770			
	270	240	58	771			
	290	240	58	772			
 Towers fully assembled							
	This product contains light devices of energy efficiency class F						

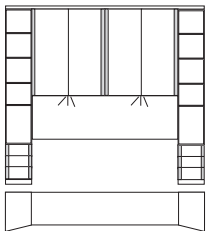

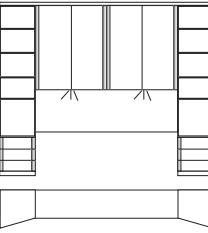

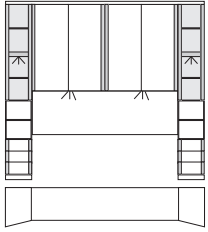



Overbed unit combinations

All hinged-doors incl. cushioned hinges



Bi-folding doors from overbed units without

Description	Dimensions cm			Art. no.	PG 1 GBP	PG 2 GBP
	W	H	D			
 <p>Combination suggestion 7 with 33 cm occasional elements, 3 drawers at bottom, open shelf above, angled</p> <p>- for bed width 140 cm - for bed width 150 / 160 cm - for bed width 180 cm</p> <p>Interior arrangement Overbed unit: 2 adjustable shelves Occasional element: 4 adjustable shelves</p> <p> Towers fully assembled</p>	215	220	58	774		
	235	220	58	775		
	255	220	58	776		
	215	240	58	778		
	235	240	58	779		
	255	240	58	780		
 <p>Combination suggestion 8 with 50 cm occasional elements, 3 drawers at bottom, open shelf above, angled</p> <p>- for bed width 140 cm - for bed width 150 / 160 cm - for bed width 180 cm</p> <p>Interior arrangement Overbed unit: 2 adjustable shelves Occasional element: 4 adjustable shelves</p> <p> Towers fully assembled</p>	250	220	58	792		
	270	220	58	793		
	290	220	58	794		
	250	240	58	796		
	270	240	58	797		
	290	240	58	798		
 <p>Combination suggestion 9 with 33 cm occasional elements, 3 drawers at bottom, open compartment with clear glass doors above, angled</p> <p>- for bed width 140 cm - for bed width 150 / 160 cm - for bed width 180 cm</p> <p>Interior arrangement Overbed unit: 2 adjustable shelves Occasional element: 2 glass shelves 1 shelf</p> <p> Towers fully assembled</p>	215	220	58	105		
	235	220	58	106		
	255	220	58	107		
	215	240	58	800		
	235	240	58	801		
	255	240	58	802		
This product contains light devices of energy efficiency class F						



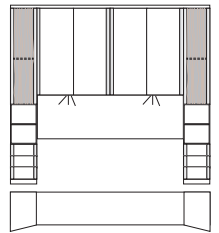

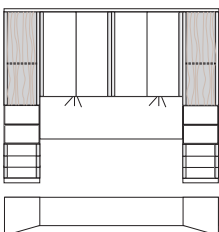



Overbed unit combinations

All hinged-doors incl. cushioned hinges



Bi-folding doors from overbed units without

Description	Dimensions cm			Art. no.	PG 1 GBP	PG 2 GBP	
	W	H	D				
 <p>Combination suggestion 10 with 50 cm occasional elements, 3 drawers at bottom, open compartment with clear glass doors above, angled</p> <p>- for bed width 140 cm - for bed width 150 / 160 cm - for bed width 180 cm</p> <p>Interior arrangement Overbed unit: 2 adjustable shelves Occasional element: 2 glass shelves 1 shelf</p> <p> Towers fully assembled</p>	250	220	58	110			
	270	220	58	111			
	290	220	58	112			
	250	240	58	850			
	270	240	58	851			
	290	240	58	852			
	 <p>Combination suggestion 11 with 33 cm occasional elements, 3 drawers at bottom, open compartment above with doors in textured mocca, angled</p> <p>- for bed width 140 cm - for bed width 150 / 160 cm - for bed width 180 cm</p> <p>Interior arrangement Overbed unit: 2 adjustable shelves Occasional element: 2 adjustable shelves</p> <p> Towers fully assembled</p>	215	220	58	313		
		235	220	58	314		
		255	220	58	315		
215		240	58	317			
235		240	58	318			
255		240	58	321			
 <p>Combination suggestion 12 with 50 cm occasional elements, 3 drawers at bottom, open compartment with doors in textured mocca above, angled</p> <p>- for bed width 140 cm - for bed width 150 / 160 cm - for bed width 180 cm</p> <p>Interior arrangement Overbed unit: 2 adjustable shelves Occasional element: 2 adjustable shelves</p> <p> Towers fully assembled</p>		250	220	58	323		
		270	220	58	325		
		290	220	58	326		
	250	240	58	332			
	270	240	58	333			
	290	240	58	335			
	This product contains light devices of energy efficiency class F						

Luxor 3 & 4

Independent / non HDI




BLANK PRICE LIST

valid until 30.06.2023



Overbed unit individual elements

All hinged-doors incl. cushioned hinges

Description	Dimensions cm			Art. no.	PG 1 GBP	PG 2 GBP
	W	H	D			
 <p>Occasional wardrobe with straight door</p> <p>LHH RHH</p> <p>LHH RHH</p> <p>LHH RHH</p> <p>LHH RHH</p> <p>LHH RHH</p> <p>Interior arrangement: 2 shelves, 1 clothes rail per compartment</p>						
	33	220	58	186		
	33	220	58	187		
	33	240	58	805		
	33	240	58	806		
	50	220	58	568		
	50	220	58	569		
	50	240	58	807		
	50	240	58	808		
	 <p>Occasional wardrobe with straight door and 3 pull-outs</p> <p>LHH RHH</p> <p>LHH RHH</p> <p>LHH RHH</p> <p>LHH RHH</p> <p>LHH RHH</p> <p>Interior arrangement: 2 shelves, 1 clothes rail per compartment</p>					
33		220	58	190		
33		220	58	191		
33		240	58	809		
33		240	58	810		
50		220	58	194		
50		220	58	195		
50		240	58	811		
50		240	58	812		
 <p>Occasional element, 3 pull-outs at bottom, open compartment above, wooden door, angled</p> <p>for placing on left for placing on right</p> <p>for placing on left for placing on right</p> <p>for placing on left for placing on right</p> <p>for placing on left for placing on right</p> <p>for placing on left for placing on right</p> <p>Interior arrangement: 2 adjustable shelves</p>						
	33	220	58	192		
	33	220	58	193		
	33	240	58	813		
	33	240	58	815		
	50	220	58	196		
	50	220	58	197		
	50	240	58	819		
	50	240	58	820		

Luxor 3 & 4

Independent / non HDI





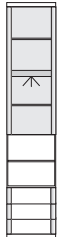

BLANK PRICE LIST

valid until 30.06.2023



Overbed unit individual elements

All hinged-doors incl. cushioned hinges

Description	Dimensions cm			Art. no.	PG 1 GBP	PG 2 GBP	
	W	H	D				
 <p>Beistellelement, unten 3 Auszüge darüber offenes Fach, Tür in Struktur schräg gestellt</p> <p>for placing on left for placing on right</p> <p>for placing on left for placing on right</p> <p>Interior arrangement: 2 adjustable shelves</p> <p> Towers fully assembled</p>	33	220	58	396			
	33	220	58	397			
	33	240	58	398			
	33	240	58	399			
	50	220	58	400			
	50	220	58	401			
	50	240	58	402			
	50	240	58	403			
	 <p>Occasional element, angled, 3 pull-outs at bottom, full-width open shelf above</p> <p>for placing on left for placing on right</p> <p>for placing on left for placing on right</p> <p>Interior arrangement: 4 adjustable shelves</p> <p> Towers fully assembled</p>	33	220	58	822		
		33	220	58	825		
33		240	58	828			
33		240	58	829			
50		220	58	826			
50		220	58	827			
50		240	58	830			
50		240	58	831			
 <p>Occasional element, angled, 3 pull-outs at bottom, open compart- ment above with clear glass door</p> <p>for placing on left for placing on right</p> <p>for placing on left for placing on right</p> <p>for placing on left for placing on right</p> <p>Interior arrangement: 2 glass shelves 1 adjustable shelf</p> <p> Towers fully assembled</p>		33	220	58	177		
		33	220	58	198		
	33	240	58	832			
	33	240	58	833			
	50	220	58	188			
	50	220	58	189			
	50	240	58	834			
	50	240	58	835			

Luxor 3 & 4

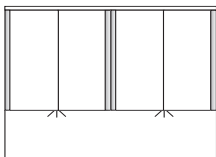



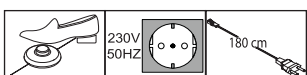

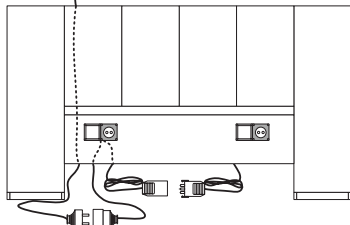


Independent / non HDI

BLANK PRICE LIST

valid until 30.06.2023



Additional elements for overbed unit combinations

Description	Dimensions cm			Art. no.	PG 1 GBP	PG 2 GBP
	W	H	D			
 <p>Overbed unit with lighting and panel</p> <ul style="list-style-type: none"> - for bed width 140 cm - for bed width 150 / 160 cm - for bed width 180 cm <p>Interior arrangement: 2 adjustable shelves</p> <p>This product contains light devices of energy efficiency class F</p>  	149	164	40	217		
	169	164	40	218		
	189	164	40	219		
	149	183	40	836		
	169	183	40	837		
	189	183	40	838		
 <p>Power LED lights (4-piece set) for cornice above overbed unit</p> <p>This product contains light devices of energy efficiency class F</p> 	1	1	1	019		
 <p>Twin set switch and socket combination (for installation in panel)</p>  <p> Can not get assembled retrospectively!</p>	11	6	6	015		
 <p>Pair of panel lights for overbed unit</p> <p>Dieses Produkt enthält eine Lichtquelle der Energieeffizienzklasse E</p>	1	1	1	413		

Luxor 3 & 4

Independent / non HDI

BLANK PRICE LIST

valid until 30.06.2023

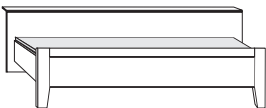
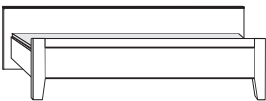
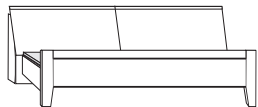
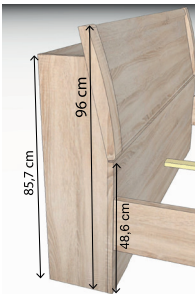


Comfort beds for overbed units

4-position height adjustment

Bedside height 43 cm

Footboard height 46 cm

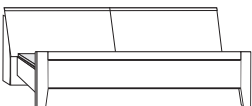
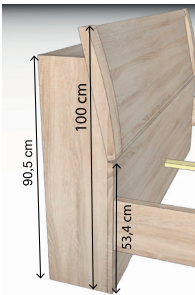
Description	Bed surface in cm	Surface in cm	Art. no.	PG 1 GBP	PG 2 GBP
 <p>With book rest</p> <p>Footboard height: 46 cm Height to bed side top edge: 43 cm</p>	140 x 190	149 x 196	256		
	150 x 200	169 x 219	200		
	160 x 200	169 x 219	382		
	180 x 200	189 x 219	383		
 <p>Space-saving comfort bed</p> <p>Footboard height: 46 cm Height to bed side top edge: 43 cm</p>	140 x 190	149 x 196	431		
	150 x 200	169 x 206	202		
	160 x 200	169 x 206	464		
	180 x 200	189 x 206	468		
  <p>With bedding box in headboard</p> <p>Footboard height: 46 cm Height to bed side top edge: 43 cm</p>	140 x 190	149 x 225	263		
	150 x 200	169 x 235	204		
	160 x 200	169 x 235	230		
	180 x 200	189 x 235	231		

Comfort beds for overbed units

4-position height adjustment

Bedside height 48 cm





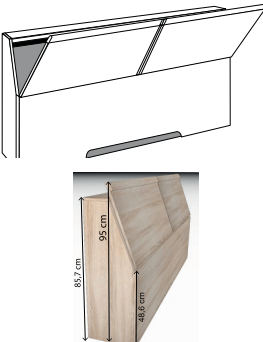
Footboard height 60 cm

Description	Bed surface in cm	Surface in cm	Art. no.	PG 1 GBP	PG 2 GBP
  <p>With bedding box in headboard</p> <p>Footboard height: 60 cm Height to bed side top edge: 48 cm</p>	140 x 190	149 x 225	615		
	150 x 200	169 x 219	636		
	160 x 200	169 x 235	620		
	180 x 200	189 x 235	624		



Additional elements for comfort beds

4-position height adjustment

Description	Dimensions cm			Art. no.	PG 1 GBP	PG 2 GBP
	W	H	D			
 <p>Pair of slatted bases</p> <ul style="list-style-type: none"> - for bed 140 x 190 cm - for bed 150 x 200 cm - for bed 160 x 200 cm - for bed 180 x 200 cm 	140	8	190	106 330		
	150	8	200	106 340		
	160	8	200	106 350		
	180	8	200	106 360		
 <p>Cushion in faux leather mocha for bedding box</p> <ul style="list-style-type: none"> - for bed width 140 cm - for bed width 150 / 160 cm - for bed width 180 cm 	62	29	3,2	701		
	72	29	3,2	702		
	82	29	3,2	703		
 <p>Headboard cushion in faux leather anthracite</p> <ul style="list-style-type: none"> - for bed width 140 cm - for bed width 150 / 160 cm - for bed width 180 cm 	62	29	3,2	970		
	72	29	3,2	971		
	82	29	3,2	972		
 <p>Facing section for overbed recess, if no bed from this range is used</p> <ul style="list-style-type: none"> - for bed width 140 cm - for bed width 150 / 160 cm - for bed width 180 cm 	149	62	5	917		
	169	62	5	858		
	189	62	5	859		
 <p>Bedding box for overbed recess, if no bed from this range is used</p> <ul style="list-style-type: none"> - for bed width 140 cm - for bed width 150 / 160 cm - for bed width 180 cm 	149	95	30	645		
	169	95	30	646		
	189	95	30	647		

Luxor 3 & 4


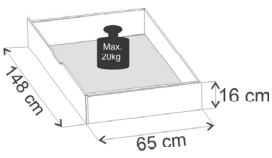
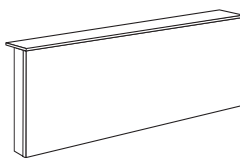


Independent / non HDI

BLANK PRICE LIST

valid until 30.06.2023



Additional elements for comfort beds

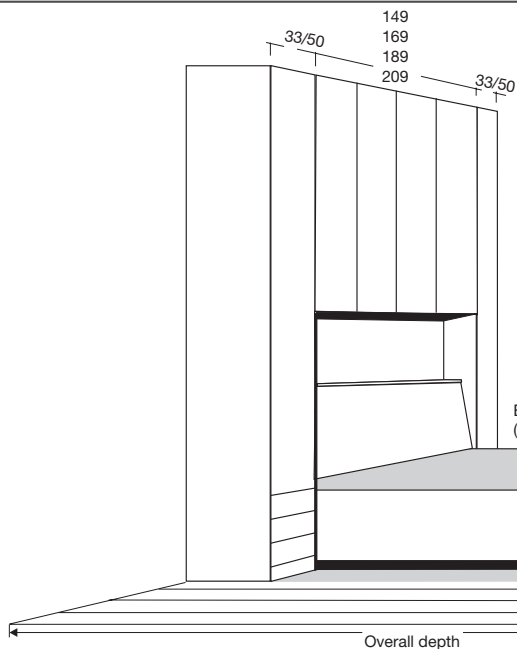
Description	Dimensions cm			Art. no.	PG 1 GBP	PG 2 GBP
	W	H	D			
 <p>Bed drawer for comfort beds incl. footboard panel, in pairs</p>						
 <p>Not available for 5ft beds!</p>						
<p>! - for height to bed side top edge 43 cm</p> <p>- for bed surface area 140 x 190 cm</p> <p>- for bed surface area 160 x 200 cm</p> <p>- for bed surface area 180 x 200 cm</p>	140	15	61	861		
	140	15	61	367		
	140	15	61	378		
<p>! - for bedside height 48 and 53 cm</p> <p>- for bed surface area 140 x 190 cm</p> <p>- for bed surface area 160 x 200 cm</p> <p>- for bed surface area 180 x 200 cm</p>	140	15	61	709		
	140	15	61	744		
	140	15	61	784		
 <p>Headboard with deep bookrest - for overbed recess, if no bed from this range is used.</p> <p>- for bed width 140 cm</p> <p>- for bed width 150 / 160 cm</p>	149	62	27	649		
	169	62	27	650		
 <p>Mattress height adjustment adapter to lower the slatted base support:</p> <p>- by 4,8 cm for bed side height 48 cm</p> <p>- by 9,6 cm for bed side height 53 cm</p> <p>! Not suitable for beds with bed-side height 43 cm!</p>	1	1	1	881		
 <p>Standard-Höhenverstellung: 32,1 cm</p> <p>Continental-Adapter: 20,8 cm</p>						

Luxor 3 & 4

Independent / non HDI

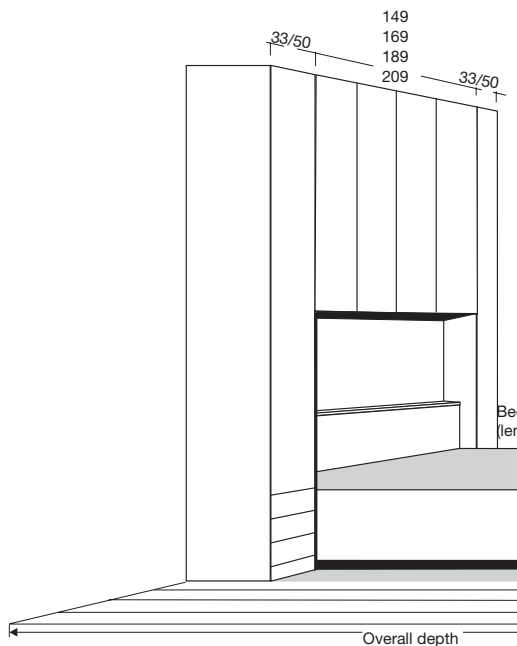
BLANK PRICE LIST

valid until 30.06.2023



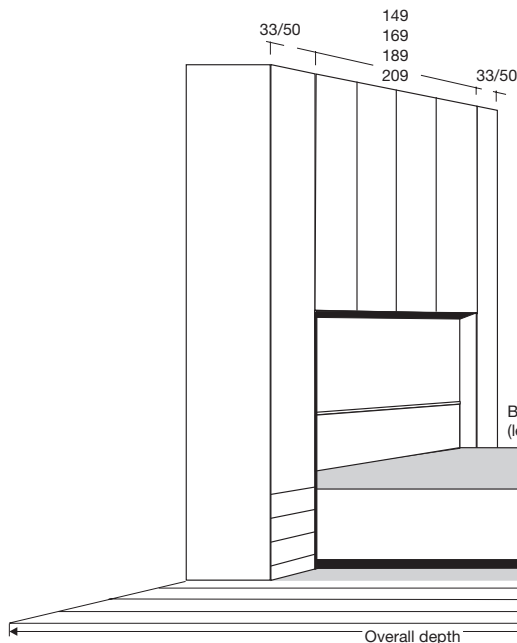
Overbed unit combination with bedding box

Example for determination of the total surface area:
 Overbed unit W 189 cm (for bed surface area W 180 cm) +
 2 x occasional element W 50 cm =
 total width approx. 289 cm;
 for total depth, refer to dimensional drawing



Overbed unit combination with book rest

Example for determination of the total surface area:
 Overbed unit W 169 cm (for bed surface area W 160 cm) +
 2 x occasional element W 33 cm =
 total width approx. 235 cm
 for total depth, refer to dimensional drawing



Space-saving overbed unit combination

Example for determination of the total surface area:
 Overbed unit W 209 cm (for bed surface area W 200 cm) +
 1 x occasional element W 33 cm + 1 x occasional element
 W 50 cm
 =total width approx. 292 cm
 for total depth, refer to dimensional drawing

Luxor 3 & 4

Independent / non HDI

BLANK PRICE LIST

valid until 30.06.2023

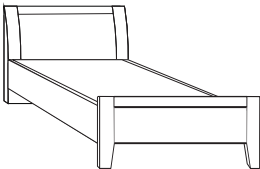
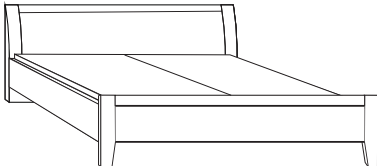

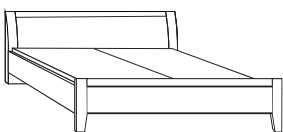
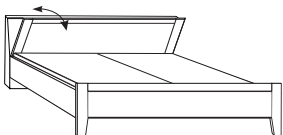
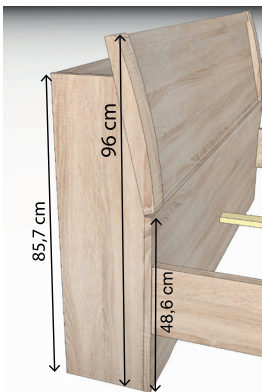


Comfort beds stand alone

Bedside height 43 cm

Footboard height 46 cm

4-position height adjustment

Description	Bed surface in cm	Surface in cm	Art. no.	PG 1 GBP	PG 2 GBP
 <p>Comfort bed, with wooden headboard without bedding box</p>  <p>Headboard height: 91 cm Footboard height: 46 cm Height to bed side top edge: 43 cm</p> <p> * Bed widths 90,100 and 120 cm not available in polar larche finish! and holm oak finish available!</p>	90 x 190 *	99 x 210	414		
	90 x 200	99 x 220	416		
	90 x 210	99 x 230	417		
	90 x 220	99 x 240	418		
	100 x 190*	109 x 210	421		
	100 x 200	109 x 220	422		
	100 x 210	109 x 230	423		
	100 x 220	109 x 240	424		
	120 x 190*	129 x 210	425		
	120 x 200	129 x 220	426		
	120 x 210	129 x 230	427		
	120 x 220	129 x 240	428		
	140 x 190	149 x 210	272		
	140 x 200	149 x 220	273		
	140 x 210	149 x 230	236		
	140 x 220	149 x 240	237		
160 x 190	169 x 210	429			
160 x 200	169 x 220	430			
160 x 210	169 x 230	435			
160 x 220	169 x 240	436			
180 x 190	189 x 210	437			
180 x 200	189 x 220	438			
180 x 210	189 x 230	439			
180 x 220	189 x 240	540			
 <p>Comfort bed, with wooden headboard and bedding box in headboard</p>   <p>Headboard height: 96 cm Footboard height: 46 cm Height to bed side top edge: 43 cm</p>	140 x 190	149 x 225	330		
	140 x 200	149 x 235	324		
	140 x 210	149 x 245	238		
	140 x 220	149 x 255	239		
	160 x 190	169 x 225	567		
	160 x 200	169 x 235	570		
	160 x 210	169 x 245	571		
	160 x 220	169 x 255	572		
	180 x 190	189 x 225	573		
	180 x 200	189 x 235	574		
	180 x 210	189 x 245	575		
	180 x 220	189 x 255	576		

Luxor 3 & 4

Independent / non HDI

BLANK PRICE LIST

valid until 30.06.2023

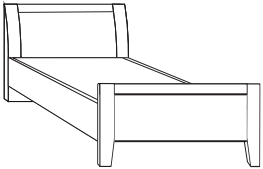
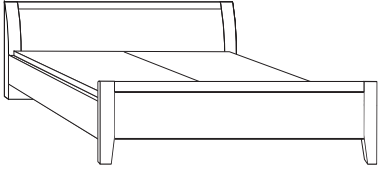
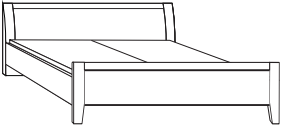
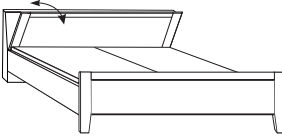
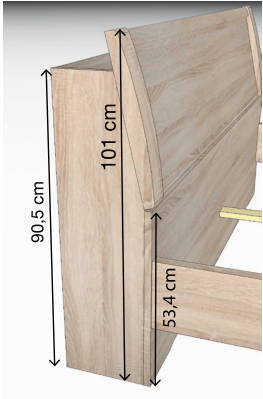


Comfort beds stand alone

Bedside height 48 cm


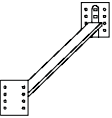


Footboard height 60 cm

4-position height adjustment

Description	Bed surface in cm	Surface in cm	Art. no.	PG 1 GBP	PG 2 GBP
 <p>Comfort bed, with wooden headboard without bedding box</p>  <p>Headboard height: 96 cm Footboard height: 60 cm Height to bed side top edge: 48 cm</p>	90 x 190	99 x 210	581		
	90 x 200	99 x 220	582		
	90 x 210	99 x 230	585		
	90 x 220	99 x 240	586		
	100 x 190	109 x 210	587		
	100 x 200	109 x 220	588		
	100 x 210	109 x 230	589		
	100 x 220	109 x 240	590		
	120 x 190	129 x 210	591		
	120 x 200	129 x 220	592		
	120 x 210	129 x 230	593		
	120 x 220	129 x 240	594		
	140 x 190	149 x 210	274		
	140 x 200	149 x 220	275		
	140 x 210	149 x 230	278		
	140 x 220	149 x 240	279		
160 x 190	169 x 210	700			
160 x 200	169 x 220	711			
160 x 210	169 x 230	712			
160 x 220	169 x 240	713			
180 x 190	189 x 210	714			
180 x 200	189 x 220	715			
180 x 210	189 x 230	716			
180 x 220	189 x 240	721			
 <p>Comfort bed, with wooden headboard and bedding box in headboard</p>   <p>Headboard height: 101cm Footboard height: 60 cm Height to bed side top edge: 48 cm</p>	140 x 190	149 x 225	276		
	140 x 200	149 x 235	277		
	140 x 210	149 x 245	281		
	140 x 220	149 x 255	282		
	160 x 190	169 x 225	817		
	160 x 200	169 x 235	818		
	160 x 210	169 x 245	821		
	160 x 220	169 x 255	844		
	180 x 190	180 x 225	887		
	180 x 200	189 x 235	888		
	180 x 210	189 x 245	911		
	180 x 220	189 x 255	912		



Additional elements for comfort beds

Description	Dimensions cm			Art. no.	PG 1 GBP	PG 2 GBP
	W	H	D			
 <p>Pair of slatted bases</p> <ul style="list-style-type: none"> - for bed 140 x 190 cm - for bed 150 x 200 cm - for bed 160 x 200 cm - for bed 180 x 200 cm 	140	8	190	106 330		
	150	8	200	106 340		
	160	8	200	106 350		
	180	8	200	106 360		
 <p>Vario fitting - a double bed can be created with two single beds</p> <ul style="list-style-type: none"> for bed length 190 cm for bed length 200 cm 	6,5	2,5	190	705		
	6,5	2,5	200	706		
 <p>Headboard upholstery in mocca faux leather</p> <ul style="list-style-type: none"> - for bed width 90 cm - for bed width 100 cm - for bed width 120 cm - for bed width 140 cm - for bed width 150 / 160 cm - for bed width 180 cm 	82	29	3,2	697		
	92	29	3,2	698		
	112,4	29	3,2	699		
	62	29	3,2	701		
	72	29	3,2	702		
	82	29	3,2	703		
 <p>Headboard cushion in faux leather anthracite</p> <ul style="list-style-type: none"> - for bed width 90 cm - for bed width 100 cm - for bed width 120 cm - for bed width 140 cm - for bed width 150 / 160 cm - for bed width 180 cm 	82	29	3,2	966		
	92	29	3,2	968		
	112,4	29	3,2	969		
	62	29	3,2	970		
	72	29	3,2	971		
	82	29	3,2	972		

Luxor 3 & 4

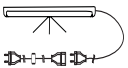


Independent / non HDI

BLANK PRICE LIST

valid until 30.06.2023


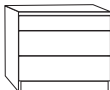


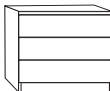

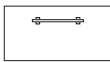
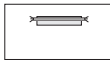


Additional elements for comfort beds

Description	Dimensions cm			Art. no.	PG 1 GBP	PG 2 GBP
	W	H	D			
 <p>Lights for orientation with motion detector for mounting at sides of bed</p> <p>This product contains a light device of energy efficiency class F</p>	<p>piece</p> <p>pair</p>	<p>21</p> <p>21</p>	<p>2</p> <p>2</p>	<p>1,7</p> <p>1,7</p>	<p>640</p> <p>641</p>	
 <p>LED curved light</p> <p>This product contains a light device of energy efficiency class F</p>	pair	50	2	4	642	
 <p>LED curved light in chrome for futon bed</p> <p>This product contains a light device of energy efficiency class F</p>	pair	35	4	3	643	



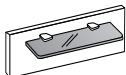
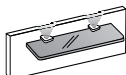

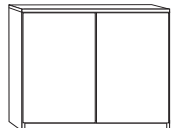
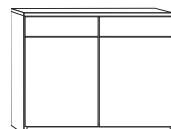
Occasional furniture

Description	Dimensions cm			Art. no.	PG 1 GBP	PG 2 GBP	
	W	H	D				
  Bedside cabinet with 3 drawers, top drawer narrow	piece	40	50	37	915		
	pair	40	50	37	914		
	piece	60	50	37	610		
	pair	60	50	37	611		
			 - for beds with bedside height 43/48cm				
	<hr/>						
  Bedside cabinet with 3 drawers	piece	40	56	37	631		
	pair	40	56	37	632		
	piece	60	56	37	633		
	pair	60	56	37	651		
			 - for beds with bedside height 53cm				
	<hr/>						
 Bedside cabinet panel, with glass shelf	item left	40	20	12	652		
	item right	40	20	12	653		
	pair	40	20	12	654		
	item left	60	20	12	655		
	item right	60	20	12	656		
	pair	60	20	12	657		
	<hr/>						
	 Bedside cabinet panel with glass shelf and LED lights	item left	40	20	12	658	
		item right	40	20	12	659	
pair		40	20	12	660		
item left		60	20	12	661		
item right		60	20	12	662		
pair		60	20	12	663		
<hr/>							
<small>This product contains light devices of energy efficiency class F</small>		item left	60	20	12	661	
		item right	60	20	12	662	
	pair	60	20	12	663		



Occasional furniture

All hinged-doors incl. cushioned hinges

Description	Dimensions cm			Art. no.	PG 1 GBP	PG 2 GBP
	W	H	D			
 <p>Bedside cabinet panel with smoked glass shelf</p> <p>piece pair</p> <p>piece pair</p>	40	20	12	104		
	40	20	12	126		
	60	20	12	127		
	60	20	12	131		
 <p>Bedside cabinet panel with smoked glass shelf and LED lights</p> <p>piece pair</p> <p>piece pair</p>	40	20	12	140		
	40	20	12	145		
	60	20	12	146		
	60	20	12	151		
 <p>Drawer unit</p>	40	89	37	889		
	60	89	37	685		
	93	89	37	845		
 <p>Dresser, 2 doors, with one shelf</p>	93	89	37	062		
 <p>Dresser, 2 doors, 2 pull-outs at top</p>	93	89	37	684		

This product contains light devices
of energy efficiency class G

Luxor 3 & 4

Independent / non HDI


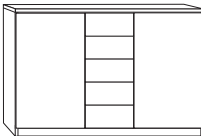


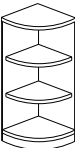
BLANK PRICE LIST

valid until 30.06.2023



Occasional furniture

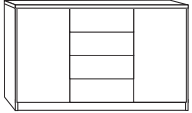
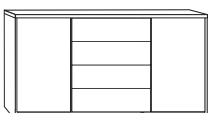

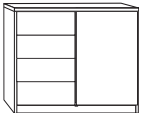
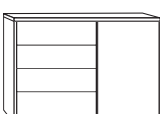



All hinged-doors incl. cushioned hinges

Description	Dimensions cm			Art. no.	PG 1 GBP	PG 2 GBP
	W	H	D			
 <p>Combination dresser, narrow, 5 pull-outs left, 1 door hinged right, one adjustable shelf behind</p>	93	89	37	024		
 <p>Combination dresser, 5 pull-outs in centre, 2 outside doors, one adjustable shelf per door compartment</p>	125	89	37	419		
 <p>Corner dresser</p> <p>LHH, for placing on left of bed</p> <p>LHH, for placing on right of bed</p> <p> Generally only available WITHOUT TRIMS (also in PG 2)</p>	61	89	61	686		
 <p>End corner</p>	37	89	37	068		



Occasional furniture XXL, 4 pull-outs, Depth 58 cm

All hinged-doors incl. cushioned hinges

Description	Dimensions cm			Art. no.	PG 1 GBP	PG 2 GBP
	W	H	D			
 <p>XXL combination dresser 1 adjustable shelf per door 4 drawers</p>	150	83	58	840		
	 <p>175</p>	83	58	841		
 Pull-outs with self-closing mechanism						
 <p>XXL combination dresser narrow 1 shelf 4 drawers</p>	100	83	58	876		
	 <p>125</p>	83	58	877		
 Pull-outs with self-closing mechanism						
 <p>XXL drawer unit 4 drawers</p>	75	83	58	842		
 Pull-outs with self-closing mechanism						

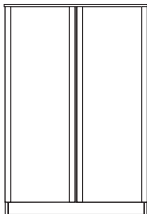
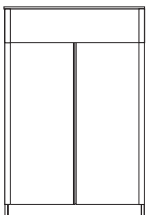

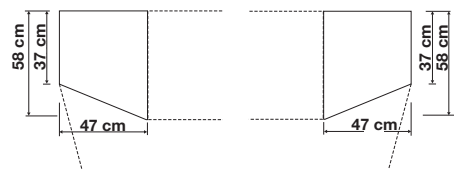
Luxor 3 & 4

Independent / non HDI
BLANK PRICE LIST
 valid until **30.06.2023**



Occasional furniture XXL, Depth 58

All hinged-doors incl. cushioned hinges

Description	Dimensions cm			Art. no.	PG 1 GBP	PG 2 GBP
	W	H	D			
 <p>XXL chest with 2 doors</p> <p>Interior arrangement: 1 adjustable shelf, 1 clothes rail</p>	100	125	58	903		
 <p>XXL chest with 2 doors and 1 pull-out</p> <p>Interior arrangement: 1 clothes rail</p>	100	125	58	904		
 <p>End unit for XXL-chest with 2 doors, angled</p> <p>for placing on right</p> <p>for placing on left</p>	47	125	58	905		
	47	125	58	906		

Luxor 3 & 4


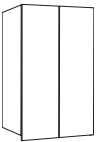
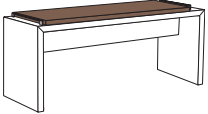


Independent / non HDI

BLANK PRICE LIST

valid until 30.06.2023



Occasional furniture

Description	Dimensions cm			Art. no.	PG 1 GBP	PG 2 GBP
	W	H	D			
 Push-fit shelves						
	60	3	20	899		
	80	3	20	891		
	100	3	20	892		
	150	3	25	893		
	170	3	25	894		
	190	3	25	895		
 Wall unit with one adjustable shelf	56	90	32	900		
 Dressing bench upholstered - with faux leather mocha - with faux leather anthracite	120 120	53 53	40 40	644 677		
 Wall mirror	60	80	3	087		
 Wall mirror , for lateral or vertical mounting	110	85	3	086		

Luxor 3 & 4

Independent / non HDI

BLANK PRICE LIST


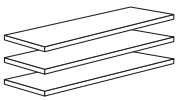


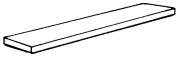
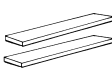
valid until 30.06.2023



Unit accessories



When ordering more than one accessory item for a compartment, please make sure that all accessories do not interfere with each other's function.

Description	Dimensions cm			Art. no.	PG 1 GBP	PG 2 GBP
	W	H	D			
 <p>1 shelf</p> <ul style="list-style-type: none"> - for compartment width 30.2 cm - for compartment width 47.5 cm - for compartment width 72.2 cm - for compartment width 96.4 cm 	30,2	2,2	51,5	016		
	47,5	2,2	51,5	017		
	72,3	2,2	51,5	018		
	96,4	2,2	51,5	026		
 <p>3 shelves</p> <ul style="list-style-type: none"> - for compartment width 30.2 cm - for compartment width 47.5 cm - for compartment width 72.2 cm - for compartment width 96.4 cm 	30,2	2,2	51,5	034		
	47,5	2,2	51,5	032		
	72,3	2,2	51,5	033		
	96,4	2,2	51,5	031		
 <p>LED Light screen for shelves</p> <ul style="list-style-type: none"> - for compartment width 47.5 cm - for compartment width 72.2 cm - for compartment width 96.4 cm <p>2-piece set</p> <ul style="list-style-type: none"> - for compartment width 47.5 cm - for compartment width 72.2 cm - for compartment width 96.4 cm <p>2-piece set</p> <ul style="list-style-type: none"> - for compartment width 47.5 cm - for compartment width 72.2 cm - for compartment width 96.4 cm <p>3-piece set</p> <ul style="list-style-type: none"> - for compartment width 47.5 cm - for compartment width 72.2 cm - for compartment width 96.4 cm 	47,5	3	1	682		
	72,3	3	1	683		
	96,4	3	1	689		
	47,5	3	1	690		
	72,3	3	1	691		
	96,4	3	1	692		
<p>Not useable for walk-in corner units!</p>						
 <p>1 adjustable shelf for extended corner unit</p>	88	2,2	88	420		
 <p>1 adjustable shelf for chest of drawers with 2 doors (W 93 cm) only for art. no. 062</p>	89	2,2	31	434		
 <p>Adjustable shelf for combination dresser, in pairs for dresser type 419</p>	44	2,2	31	433		

This product contains a light device of energy efficiency class F

Luxor 3 & 4

Independent / non HDI

BLANK PRICE LIST





valid until 30.06.2023



Unit accessories



When ordering more than one accessory item for a compartment, please make sure that all accessories do not interfere with each other's function.

Description	Dimensions cm			Art. no.	PG 1 GBP	PG 2 GBP
	W	H	D			
 <p>1 adjustable shelf for end unit, angled</p>	43	2,2	51,5	990		
 <p>Hanging rail</p> <ul style="list-style-type: none"> - for compartment width 30.2 cm - for compartment width 47.5 cm - for compartment width 72.2 cm - for compartment width 96.4 cm 	30,2 47,5 72,3 96,4	1 1 1 1	1 1 1 1	088 035 036 037		
 <p>Adjustable shelf for overbed unit</p> <ul style="list-style-type: none"> - for bed width 140 cm - for bed width 160 cm - for bed width 180 cm - for bed width 200 cm 	71,4 81,4 91,4 101,4	2,2 2,2 2,2 2,2	36,5 36,5 36,5 36,5	067 010 066 377		
 <p>1 shelf</p> <ul style="list-style-type: none"> - for occasional element, width 33 cm, angled - for occasional element, width 50 cm, angled 	33 50	2 2	53 53	028 029		

Luxor 3 & 4

Independent / non HDI

BLANK PRICE LIST

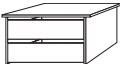
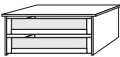
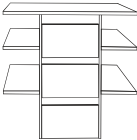
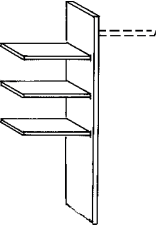
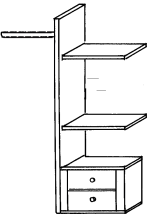
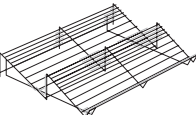
valid until 30.06.2023



Unit accessories



When ordering more than one accessory item for a compartment, please make sure that all accessories do not interfere with each other's function.

Description	Dimensions cm			Art. no.	PG 1 GBP	PG 2 GBP
	W	H	D			
<p>Drawer insert with 2 drawers</p>  <p>Wood front</p> <ul style="list-style-type: none"> - for compartment width 47.5 cm - for compartment width 72.2 cm - for compartment width 96.4 cm  <p>Glass front</p> <ul style="list-style-type: none"> - for compartment width 47.5 cm - for compartment width 72.2 cm - for compartment width 96.4 cm 						
	47,5	41	51,5	038		
	72,3	41	51,5	039		
	96,4	41	51,5	042		
	47,5	41	51,5	047		
	72,3	41	51,5	048		
	96,4	41	51,5	049		
 <p>Drawer insert with 3 drawers and wooden front</p> <ul style="list-style-type: none"> - for compartment width 96.4 cm 	96,4	89	51,5	123		
 <p>Laundry shelf insert</p> <ul style="list-style-type: none"> - for compartment width 72.2 cm - for compartment width 96.4 cm <p>Interior arrangement: 3 adjustable shelves, 1 hanging rail, 1 mid panel</p>	72,3	137	51,5	174		
	96,4	137	51,5	474		
 <ul style="list-style-type: none"> - for compartment width 72.2 cm - for compartment width 96.4 cm <p>Interior arrangement: 2 drawers, 2 adjustable shelves, 1 hanging rail, 1 mid panel</p>	72,3	137	51,5	179		
	96,4	137	51,5	475		
For use on both sides (left or right)!						
 <p>Shoe rack</p>	96	15	50	055		

Luxor 3 & 4

Independent / non HDI

BLANK PRICE LIST

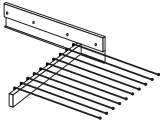
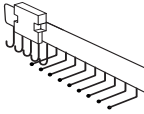
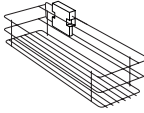




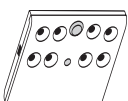
valid until 30.06.2023



Unit accessories



When ordering more than one accessory item for a compartment, please make sure that all accessories do not interfere with each other's function.

Description	Dimensions cm			Art. no.	PG 1 GBP	PG 2 GBP
	W	H	D			
 <p>Trousers holder</p>	45	10	50	056		
 <p>Tie and belt pull-out</p>	16	10	45	059		
 <p>Utensil pull-out</p>	16	9	45	476		
 <p>Tie and belt rack</p>	30	27	9	471		
 <p>Interior mirror</p> <p> Only for hinged-door wardrobes with a width of 50cm available!</p>	36	80	2	472		
 <p>clothes lift- for swing-door units only</p> <p>- for compartment width 72.3 cm - 96,4 cm</p>	100	85	14	473		
 <p>LED Wardrobe interior lights with motion detector, incl. rechargeable battery via USB</p> <p>1 item</p> <p>2 items</p> <p>3 items</p> <p>4 items</p>	10	2	10	264		
	10	2	10	265		
	10	2	10	267		
	10	2	10	269		