

Sales
Promotion

Berlin.



Independent / non HDI
BLANK PRICE LIST
valid until **28.02.2025**



Emissionsgeprüft
Schadstoffgeprüft
Regelmäßige
Produkt-
überwachung

www.tuv.com
ID 1111253053





Carcase and front colours

Please specify the exact colour combination of front and carcase colour for each order!

Carcase and front colours

Carcase and front

Handles in silver



Model no. 442 White	Model no. 443 Rustic oak finish	Model no. 495 Graphite	Model no. 448 Pebble grey finish	Model no. A56 Nordic oak finish
--------------------------------------	--	---	---	--

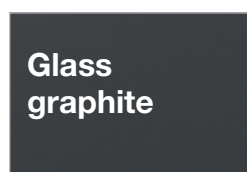
Carcase and front

Handles in slate

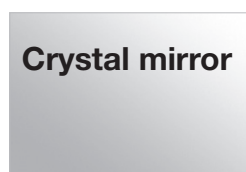


Model no. 600 White	Model no. 605 Rustic oak finish	Model no. 608 Graphite	Model no. 609 Pebble grey finish	Model no. A57 Nordic oak finish
--------------------------------------	--	---	---	--


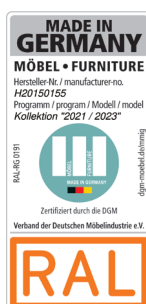
Glass fronts



Mirror



Interior colour







Sales
Promotion**Berlin.**

Independent / non HDI

BLANK PRICE LISTvalid until **28.02.2025**
Sliding-door wardrobes, 2 doors
 without cornice
Interior:

2 adjustable shelves, 1 clothes rail

Description	Dimensions cm			Art. no.	GBP
	W	H	D		
 4 door panels in carcass colour	150	217	67	800	
	200	217	67	820	
	250	217	67	840	
	300	217	67	860	
 2 door panels crystal mirror, 2 door panels carcass colour	150	217	67	801	
	200	217	67	821	
	250	217	67	841	
	300	217	67	861	
 2 door panels carcass colour, 2 door panels crystal mirror	150	217	67	809	
	200	217	67	829	
	250	217	67	849	
	300	217	67	869	
 2 door panels carcass colour, 2 door panels crystal mirror	150	217	67	810	
	200	217	67	830	
	250	217	67	850	
	300	217	67	870	

Plinth partition

72,3	72,3	96,4	96,4	96,4	96,4	47,5	96,4	96,4	96,4
—150 cm—		—200 cm—		—250 cm—			—300 cm—		

Sales
Promotion**Berlin.**





Independent / non HDI

BLANK PRICE LISTvalid until **28.02.2025**

Sliding-door wardrobes, 2 doors without cornice

Interior:

2 adjustable shelves, 1 clothes rail

Description	Dimensions cm			Art. no.	GBP
	W	H	D		
 <p>2 door panels carcase colour, 2 door panels crystal mirror</p>	150	217	67	811	
	200	217	67	831	
	250	217	67	851	
	300	217	67	871	
 <p>2 door panels crystal mirror, 2 door panels carcase colour</p>	150	217	67	660	
	200	217	67	661	
	250	217	67	662	
	300	217	67	663	
 <p>2 door panels carcase colour, 2 door panels crystal mirror</p>	150	217	67	680	
	200	217	67	681	
	250	217	67	682	
	300	217	67	683	
 <p>4 door panels with crystal mirror</p>	150	217	67	802	
	200	217	67	822	
	250	217	67	842	
	300	217	67	862	

Plinth partition


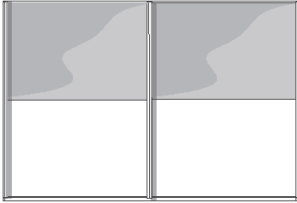


72,3	72,3	96,4	96,4	96,4	96,4	47,5	96,4	96,4	96,4
—150 cm—		—200 cm—		—250 cm—			—300 cm—		

Sales
Promotion**Berlin.**

Independent / non HDI

BLANK PRICE LISTvalid until **28.02.2025**
Sliding-door wardrobes, 2 doors
 without cornice
Interior:

2 adjustable shelves, 1 clothes rail

Description	Dimensions cm			Art. no.	GBP
	W	H	D		
 2 door panels carcase colour, 2 door panels glass white	150	217	67	803	
	200	217	67	823	
	250	217	67	843	
	300	217	67	863	
 2 door panels glass white, 2 door panels carcase colour	150	217	67	812	
	200	217	67	832	
	250	217	67	852	
	300	217	67	872	
 2 door panels glass white, 2 door panels carcase colour	150	217	67	813	
	200	217	67	833	
	250	217	67	853	
	300	217	67	873	
 2 door panels glass white, 2 door panels carcase colour	150	217	67	814	
	200	217	67	834	
	250	217	67	854	
	300	217	67	874	

Plinth partition






72,3	72,3	96,4	96,4	96,4	96,4	47,5	96,4	96,4	96,4
—150 cm—		—200 cm—		—250 cm—			—300 cm—		

Sales
Promotion**Berlin.**

Independent / non HDI

BLANK PRICE LISTvalid until **28.02.2025**
**Sliding-door wardrobes, 2 doors
without cornice**
Interior:

2 adjustable shelves, 1 clothes rail

Description	Dimensions cm			Art. no.	GBP
	W	H	D		
 2 door panels glass white, 2 door panels carcase colour	150	217	67	664	
	200	217	67	665	
	250	217	67	666	
	300	217	67	667	
 2 door panels carcase colour, 2 door panels glass white	150	217	67	684	
	200	217	67	685	
	250	217	67	686	
	300	217	67	687	
 4 door panels glass white	150	217	67	804	
	200	217	67	824	
	250	217	67	844	
	300	217	67	864	
 2 door panels in glass white left, 2 door panels with crystal mirror right	150	217	67	204	
	200	217	67	208	
	250	217	67	209	
	300	217	67	210	
 2 door panels with crystal mirror left, 2 door panels in glass white right	150	217	67	211	
	200	217	67	212	
	250	217	67	213	
	300	217	67	214	

Plinth partition


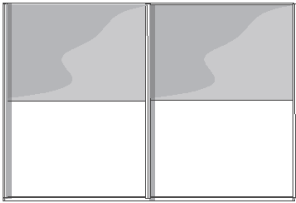


72,3	72,3	96,4	96,4	96,4	96,4	47,5	96,4	96,4	96,4
—150 cm—		—200 cm—		—250 cm—			—300 cm—		




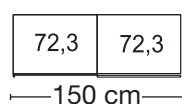
Sales
Promotion**Berlin.**

Independent / non HDI

BLANK PRICE LISTvalid until **28.02.2025**
Sliding-door wardrobes, 2 doors
 without cornice
Interior:

2 adjustable shelves, 1 clothes rail

Description	Dimensions cm			Art. no.	GBP
	W	H	D		
 2 door panels carcase colour, 2 door panels glass pebble grey	150	217	67	770	
	200	217	67	771	
	250	217	67	772	
	300	217	67	773	
 2 door panels glass pebble grey, 2 door panels carcase colour	150	217	67	774	
	200	217	67	775	
	250	217	67	776	
	300	217	67	777	
 2 door panels glass pebble grey, 2 door panels carcase colour	150	217	67	778	
	200	217	67	779	
	250	217	67	780	
	300	217	67	781	
 2 door panels glass pebble grey, 2 door panels carcase colour	150	217	67	782	
	200	217	67	783	
	250	217	67	784	
	300	217	67	785	

Plinth partition

Sales
Promotion**Berlin.**






Independent / non HDI

BLANK PRICE LISTvalid until **28.02.2025**

Sliding-door wardrobes, 2 doors without cornice

Interior:

2 adjustable shelves, 1 clothes rail

Description	Dimensions cm			Art. no.	GBP
	W	H	D		
 <p>2 door panels glass pebble grey, 2 door panels carcase colour</p>	150	217	67	640	
	200	217	67	641	
	250	217	67	642	
	300	217	67	643	
 <p>2 door panels glass pebble grey, 2 door panels carcase colour</p>	150	217	67	644	
	200	217	67	645	
	250	217	67	646	
	300	217	67	647	
 <p>4 door panels glass pebble grey</p>	150	217	67	786	
	200	217	67	787	
	250	217	67	788	
	300	217	67	789	
 <p>2 door panels in glass pebble grey left, 2 door panels with crystal mirror right</p>	150	217	67	259	
	200	217	67	260	
	250	217	67	261	
	300	217	67	262	
 <p>2 door panels with crystal mirror left, 2 door panels in glass pebble grey right</p>	150	217	67	263	
	200	217	67	264	
	250	217	67	265	
	300	217	67	266	

Plinth partition

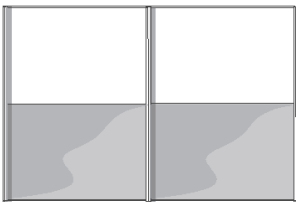
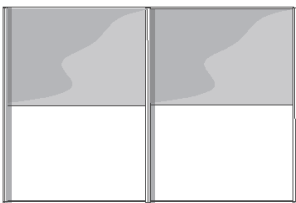


72,3	72,3	96,4	96,4	96,4	96,4	47,5	96,4	96,4	96,4
150 cm		200 cm		250 cm			300 cm		




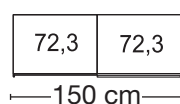
Sales
Promotion**Berlin.**

Independent / non HDI

BLANK PRICE LISTvalid until **28.02.2025**
Sliding-door wardrobes, 2 doors
 without cornice
Interior:

2 adjustable shelves, 1 clothes rail

Description	Dimensions cm			Art. no.	GBP
	W	H	D		
 <p>2 door panels in carcass colour, 2 door panels in glass graphite</p>	150	217	67	100	
	200	217	67	102	
	250	217	67	103	
	300	217	67	104	
 <p>2 door panels in glass graphite, 2 door panels in carcass colour</p>	150	217	67	105	
	200	217	67	107	
	250	217	67	108	
	300	217	67	109	
 <p>2 door panels in glass graphite, 2 door panels in carcass colour</p>	150	217	67	110	
	200	217	67	111	
	250	217	67	112	
	300	217	67	113	
 <p>2 door panels in glass graphite, 2 door panels in carcass colour</p>	150	217	67	114	
	200	217	67	115	
	250	217	67	116	
	300	217	67	117	

Plinth partition

Sales
Promotion**Berlin.**



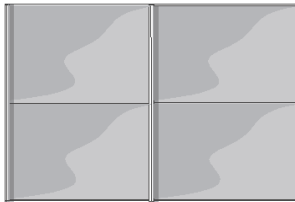


Independent / non HDI

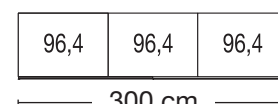


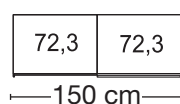
BLANK PRICE LISTvalid until **28.02.2025**

Sliding-door wardrobes, 2 doors without cornice

Interior:

2 adjustable shelves, 1 clothes rail

Description	Dimensions cm			Art. no.	GBP
	W	H	D		
 <p>2 door panels in glass graphite, 2 door panels in carcass colour</p>	150	217	67	141	
	200	217	67	142	
	250	217	67	143	
	300	217	67	144	
 <p>2 door panels in glass graphite, 2 door panels in carcass colour</p>	150	217	67	145	
	200	217	67	146	
	250	217	67	147	
	300	217	67	148	
 <p>4 door panels in glass graphite</p>	150	217	67	118	
	200	217	67	119	
	250	217	67	120	
	300	217	67	121	
 <p>2 door panels in glass graphite left, 2 door panels with crystal mirror right</p>	150	217	67	149	
	200	217	67	150	
	250	217	67	151	
	300	217	67	152	
 <p>2 door panels with crystal mirror left, 2 door panels in glass graphite right</p>	150	217	67	153	
	200	217	67	154	
	250	217	67	155	
	300	217	67	156	

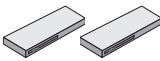



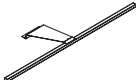
Plinth partition

Sales
Promotion**Berlin.**

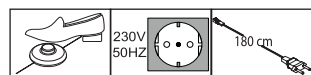
Independent / non HDI

BLANK PRICE LISTvalid until **28.02.2025**

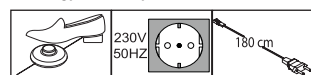
Additional elements for sliding door wardrobes

	Description	Dimensions cm			Art. no.	GBP
		W	H	D		
	2-piece set , self-closing mechanism with buffering for exterior doors pair	24	2	11	365	
	Passe-partout frame , without lights, Width per side profile: 5 cm - for width 150 cm - for width 200 cm - for width 250 cm - for width 300 cm	160 210 260 310	221 221 221 221	23 23 23 23	943 944 945 946	
	With Power-LED lights , Width per side profile: 5 cm incl. UK adapter! 2 lights - for width 150 cm 4 lights - for width 200 cm 4 lights - for width 250 cm 6 lights - for width 300 cm	160 210 260 310	221 221 221 221	23 23 23 23	950 947 948 949	
	LED strip light incl. UK adapter! 1 item 2 items 3 items	35 35 35	4 4 4	18 18 18	926 927 928	
	LED line light 2 items 3 items	60 60	6 6	19 19	937 938	

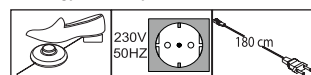
This product contains light devices
of energy efficiency class F



This product contains light devices
of energy efficiency class F



This product contains light devices
of energy efficiency class E



Please note:

Passe-partout frame increases the wardrobe width to the dimensions indicated.



The combination of sliding-door wardrobes and corner units is only possible without cornices and passepartout-frames!

Sales
Promotion**Berlin.**

Independent / non HDI

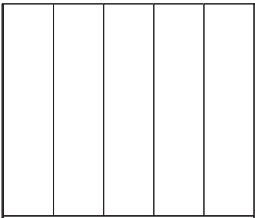
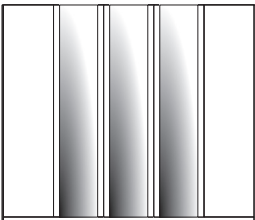
BLANK PRICE LISTvalid until **28.02.2025**

Hinged-door wardrobes without cornice

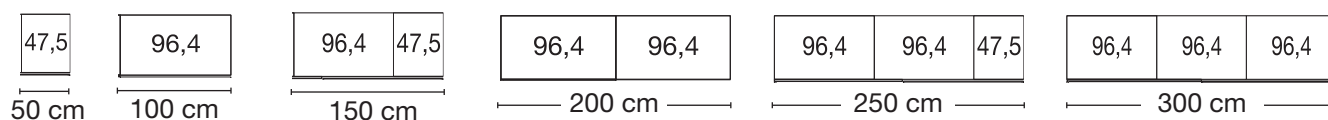
Interior:

2 shelves, 1 clothes rail per compartment

All hinged-doors incl. cushioned hinges

Description	Dimensions cm			Art. no.	GBP
	W	H	D		
					
Wooden doors					
1 door	LHH	50	216	58	500
1 door	RHH	50	216	58	501
2 doors		100	216	58	502
3 doors		150	216	58	503
4 doors		200	216	58	504
5 doors		250	216	58	506
6 doors		300	216	58	508
					
Wooden doors in carcass colour and mirrored doors					
1 door	1 mirrored door, LHH	50	216	58	555
1 door	1 mirrored door, RHH	50	216	58	556
2 doors	1 mirrored door, LHH	100	216	58	557
2 doors	1 mirrored door, RHH	100	216	58	558
2 doors	2 mirrored doors	100	216	58	559
3 doors	1 mirrored door	150	216	58	560
4 doors	2 mirrored doors	200	216	58	562
5 doors	1 mirrored door	250	216	58	566
5 doors	3 mirrored doors	250	216	58	568
6 doors	2 mirrored doors	300	216	58	571
6 doors	4 mirrored doors	300	216	58	572

Plinth partition



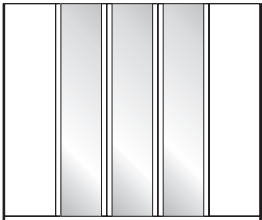



Hinged-door wardrobes without cornice

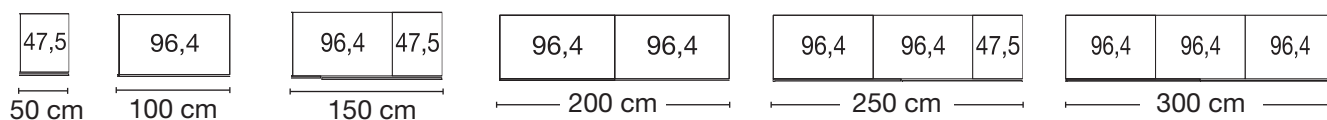
Interior:

2 shelves, 1 clothes rail per compartment

All hinged-doors incl. cushioned hinges

Description	Dimensions cm			Art. no.	GBP	
	W	H	D			
 <p>Wooden doors in carcass colour and glass doors in white</p>	1 door	1 glass door, LHH	50	216	58	609
	1 door	1 glass door, RHH	50	216	58	610
	2 doors	1 glass door, LHH	100	216	58	611
	2 doors	1 glass door, RHH	100	216	58	612
	2 doors	2 glass doors	100	216	58	613
	3 doors	1 glass door	150	216	58	614
	3 doors	3 glass doors	150	216	58	615
	4 doors	2 glass doors	200	216	58	616
	4 doors	4 glass doors	200	216	58	617
	5 doors	1 glass door	250	216	58	620
	5 doors	3 glass doors	250	216	58	622
	5 doors	5 glass doors	250	216	58	623
	6 doors	2 glass doors	300	216	58	625
	6 doors	4 glass doors	300	216	58	626
	6 doors	6 glass doors	300	216	58	627
	 <p>Glass doors in white and mirrored doors</p>	2 doors	1 mirrored door, LHH	100	216	58
2 doors		1 mirrored door, RHH	100	216	58	280
3 doors		1 mirrored door	150	216	58	281
4 doors		2 mirrored doors	200	216	58	282
5 doors		1 mirrored door	250	216	58	283
5 doors		3 mirrored doors	250	216	58	284
6 doors		2 mirrored doors	300	216	58	285
6 doors		4 mirrored doors	300	216	58	286

Plinth partition







Hinged-door wardrobes without cornice

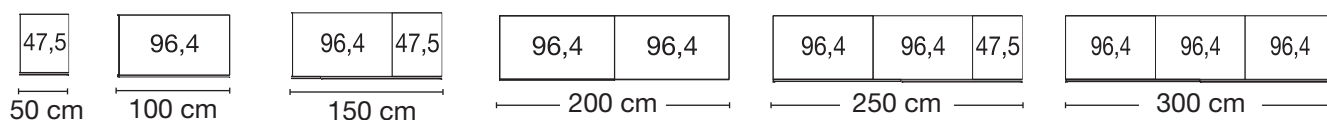
Interior:

2 shelves, 1 clothes rail per compartment

All hinged-doors incl. cushioned hinges

Description	Dimensions cm			Art. no.	GBP	
	W	H	D			
 <p>Wooden doors in carcass colour and glass doors in pebble grey</p>	1 door	1 glass door, LHH	50	216	58	552
	1 door	1 glass door, RHH	50	216	58	553
	2 doors	1 glass door, LHH	100	216	58	554
	2 doors	1 glass door, RHH	100	216	58	561
	2 doors	2 glass doors	100	216	58	563
	3 doors	1 glass door	150	216	58	564
	3 doors	3 glass doors	150	216	58	565
	4 doors	2 glass doors	200	216	58	567
	4 doors	4 glass doors	200	216	58	569
	5 doors	1 glass door	250	216	58	570
	5 doors	3 glass doors	250	216	58	573
	5 doors	5 glass doors	250	216	58	574
	6 doors	2 glass doors	300	216	58	575
	6 doors	4 glass doors	300	216	58	576
	6 doors	6 glass doors	300	216	58	577
 <p>Glass doors in pebble grey and mirrored doors</p>	2 doors	1 mirrored door, LHH	100	216	58	311
	2 doors	1 mirrored door, RHH	100	216	58	312
	3 doors	1 mirrored door	150	216	58	313
	4 doors	2 mirrored doors	200	216	58	314
	5 doors	1 mirrored door	250	216	58	315
	5 doors	3 mirrored doors	250	216	58	316
	6 doors	2 mirrored doors	300	216	58	317
	6 doors	4 mirrored doors	300	216	58	318

Plinth partition



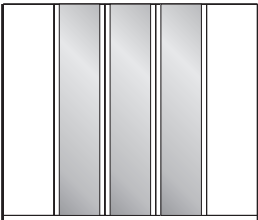



Hinged-door wardrobes without cornice

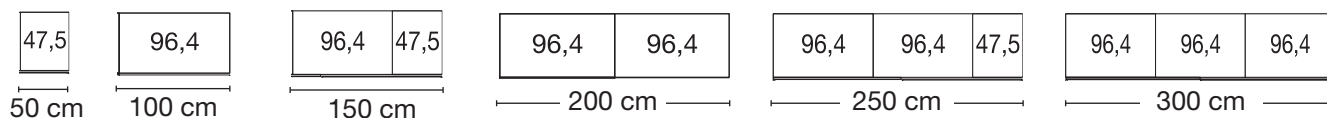
Interior:

2 shelves, 1 clothes rail per compartment

All hinged-doors incl. cushioned hinges




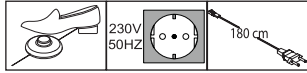
Description	Dimensions cm			Art. no.	GBP	
	W	H	D			
 <p>Wooden doors in carcass colour and glass doors in graphite</p>	1 door	1 glass door, LHH	50	216	58	122
	1 door	1 glass door, RHH	50	216	58	125
	2 doors	1 glass door, LHH	100	216	58	128
	2 doors	1 glass door, RHH	100	216	58	129
	2 doors	2 glass doors	100	216	58	130
	3 doors	1 glass door	150	216	58	131
	3 doors	3 glass doors	150	216	58	132
	4 doors	2 glass doors	200	216	58	133
	4 doors	4 glass doors	200	216	58	134
	5 doors	1 glass door	250	216	58	135
	5 doors	3 glass doors	250	216	58	136
	5 doors	5 glass doors	250	216	58	137
	6 doors	2 glass doors	300	216	58	138
	6 doors	4 glass doors	300	216	58	139
	6 doors	6 glass doors	300	216	58	140
	 <p>Glass doors in graphite and mirrored doors</p>	2 doors	1 mirrored door, LHH	100	216	58
2 doors		1 mirrored door, RHH	100	216	58	243
3 doors		1 mirrored door	150	216	58	244
4 doors		2 mirrored doors	200	216	58	255
5 doors		1 mirrored door	250	216	58	256
5 doors		3 mirrored doors	250	216	58	257
6 doors		2 mirrored doors	300	216	58	258
6 doors		4 mirrored doors	300	216	58	267

Plinth partition





Passe-partout frames for hinged-door wardrobes and lights

Description	Dimensions cm			Art. no.	GBP
	W	H	D		
 <p>Passe-partout frame, without lights, Width per side profile: 3.2 cm</p> <ul style="list-style-type: none"> - for width 50 cm - for width 100 cm - for width 150 cm - for width 200 cm - for width 250 cm - for width 300 cm 	56,4	220	6,7	980	
	106,4	220	6,7	981	
	156,4	220	6,7	982	
	206,4	220	6,7	983	
	256,4	220	6,7	984	
	306,4	220	6,7	985	
 <p>Cornice, without lights</p> <ul style="list-style-type: none"> - for width 50 cm - for width 100 cm - for width 150 cm - for width 200 cm - for width 250 cm - for width 300 cm - for extended corner unit 	50	3,2	12,5	900	
	100	3,2	12,5	901	
	150	3,2	12,5	902	
	200	3,2	12,5	903	
	250	3,2	12,5	904	
	300	3,2	12,5	905	
	64,1	3,2	12,5	913	
 <p>LED strip light incl. UK adapter!</p> <ul style="list-style-type: none"> 1 item 2 items 3 items <p>This product contains light devices of energy efficiency class F</p> 	35	4	18	926	
	35	4	18	927	
	35	4	18	928	

Please note:

Passe-partout frame increases the wardrobe width to the dimensions indicated.

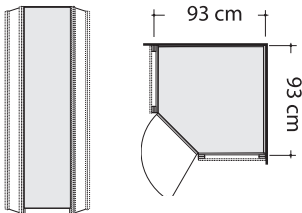

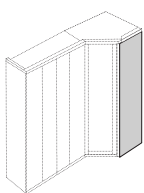


Additional elements for hinged-door wardrobes and sliding-door wardrobes

Interior:

1 adjustable shelf, 1 clothes rail

All hinged-doors incl. cushioned hinges

Description	Dimensions cm			Art. no.	GBP
	W	H	D		
 <p>Corner unit, extended, without cornice, 1 adjustable shelf, 1 clothes rail</p> <ul style="list-style-type: none"> - Mirrored door - Wooden door - Glass door white - Glass door pebble grey - Glass door graphite 					
	93	216	93	650	
	93	216	93	651	
	93	216	93	653	
	93	216	93	790	
	93	216	93	792	
 <p>The combination of sliding-door wardrobes and corner units is only possible without cornices and passepartout-frames! Not available in nordic oak finish!</p>					
 <p>Required with a final extended corner unit. If a corner unit stands separately, 2 outer sides are required. Not available in nordic oak finish!</p>	56	216	1,5	027	



EXPLANATION - Corner units and wardrobes

Impact of outside panels and overall length of displayed hinged-/ sliding-door wardrobes

Outside panels (depending on the depth) have an impact on how to display the corner robe and an impact on the total length and space required to display the wardrobe/ corner robe configuration!

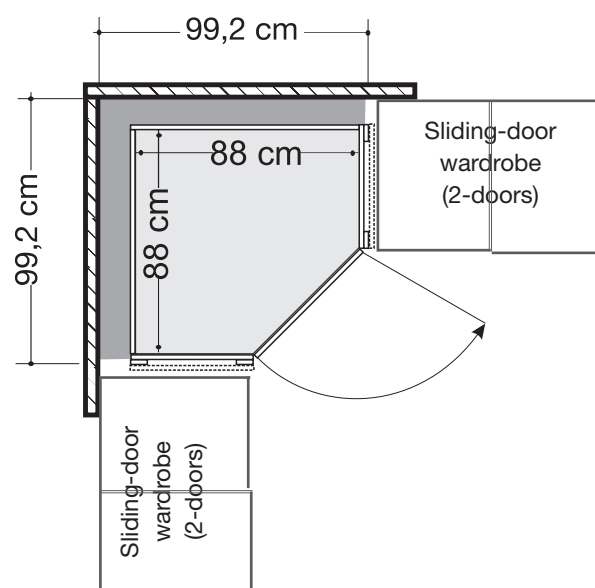
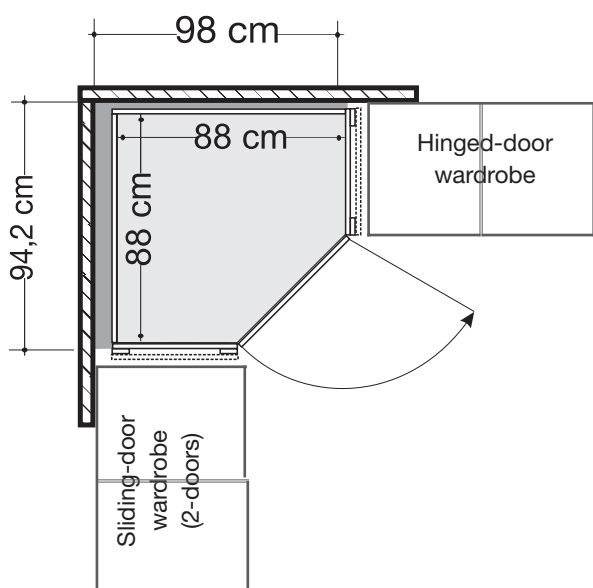
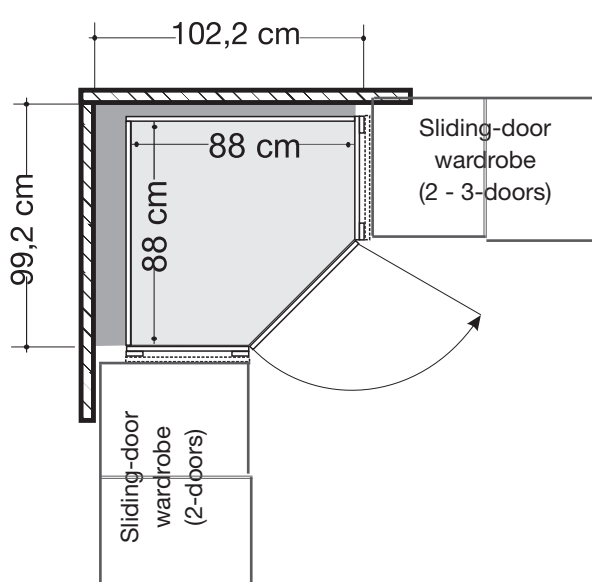
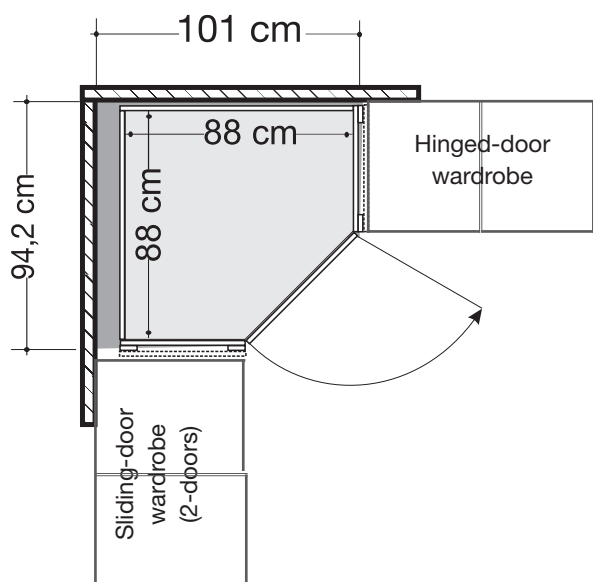
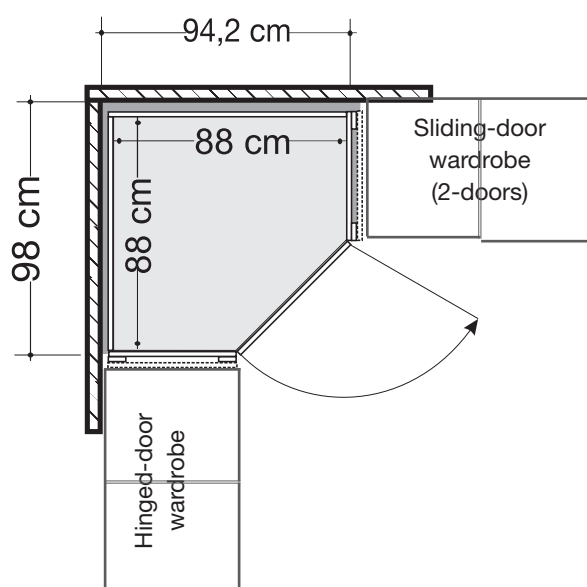
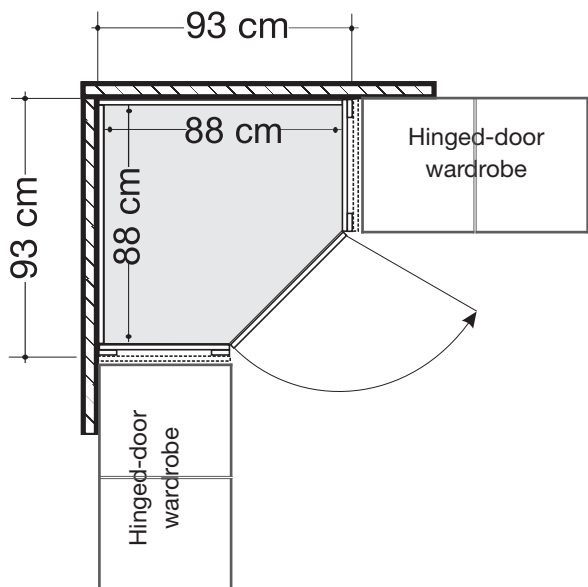
Overview of outside panels:

Outside panel for sliding-door wardrobes with 2 doors





Outside panel for hinged-door wardrobes








Futon beds

Description	Bed surface in cm	Surface in cm	Art. no.	GBP
 <p>Headboard with 3 trims in carcass colour</p> <p>- incl. slatted frames 2 x 70 x 190 cm</p> <p>- incl. slatted frames 2 x 75 x 200 cm</p> <p>- incl. slatted frames 2 x 80 x 200 cm</p> <p>Headboard height: 92 cm</p> <p>Footboard height: 43 cm</p> <p>Height to bed side top edge: 43 cm</p> <p> Not available in graphite! Not available in nordic oak finish!</p>				
	140 x 190	151 x 208	250	
	150 x 200	161 x 218	206	
	160 x 200	171 x 218	254	

Additional elements for futon beds






Description	Dimensions cm			Art. no.	GBP
	W	H	D		
 <p>LED curved light for futon bed</p> <p>incl. UK adapter!</p> <p>pair</p> <p>This product contains a light device of energy efficiency class F</p>	50	2	4	101	

Sales
Promotion**Berlin.**

Independent / non HDI

BLANK PRICE LISTvalid until **28.02.2025****Bedside cabinets, 2 drawers**
Sliding feet

Not available in graphite finish!








	Description	Dimensions cm			Art. no.	GBP
		W	H	D		
	piece pair - Drawers in carcass colour	50	41	36	041	
		50	41	36	042	
	piece pair - Drawers glass white	50	41	36	047	
		50	41	36	048	
	piece pair - Drawers glass pebble grey	50	41	36	063	
		50	41	36	064	
	piece pair - top drawer glass white	50	41	36	056	
		50	41	36	057	
	piece pair - top drawer in glass pebble grey	50	41	36	067	
		50	41	36	076	

Sales
Promotion**Berlin.**

Independent / non HDI

BLANK PRICE LISTvalid until **28.02.2025****Bedside cabinets, 3 drawers**

Sliding feet



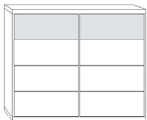
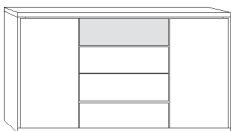

	Description	Dimensions cm			Art. no.	GBP
		W	H	D		
	piece pair - Drawers in carcase colour	50	55	36	065	
		50	55	36	066	
	piece pair - Drawers glass white	50	55	36	071	
		50	55	36	072	
	piece pair - Drawers glass pebble grey	50	55	36	079	
		50	55	36	080	
	piece pair - Drawers glass graphite	50	55	36	024	
		50	55	36	025	
	piece pair - top drawer in glass white	50	55	36	084	
		50	55	36	085	
	piece pair - top drawer in glass pebble grey	50	55	36	081	
		50	55	36	082	
	piece pair - top drawer in glass graphite	50	55	36	026	
		50	55	36	033	



Occasional furniture

Sliding feet in black

All hinged-doors incl. cushioned hinges

	Description	Dimensions cm			Art. no.	GBP
		W	H	D		
	Drawer unit with 4 drawers					
	- Drawers in carcass colour	47	86	42	352	
	- Drawers glass white	47	86	42	354	
	- Drawers glass pebble grey	47	86	42	384	
	- Drawers glass graphite	47	86	42	327	
	- top drawer in glass white	47	86	42	360	
	- top drawer in glass pebble grey	47	86	42	387	
	- top drawer in glass graphite	47	86	42	328	
	- Drawers in carcass colour	75	86	42	364	
	- Drawers glass white	75	86	42	367	
	- Drawers glass pebble grey	75	86	42	388	
	- Drawers glass graphite	75	86	42	329	
	- top drawer in glass white	75	86	42	373	
	- top drawer in glass pebble grey	75	86	42	390	
	- top drawer in glass graphite	75	86	42	330	
	Chest of drawers with 8 drawers					
	- Drawers in carcass colour	93	86	42	378	
	- Drawers glass white	93	86	42	380	
	- Drawers glass pebble grey	93	86	42	391	
	- Drawers glass graphite	93	86	42	331	
	- top drawer in glass white	93	86	42	386	
	- top drawer in glass pebble grey	93	86	42	392	
	- top drawer in glass graphite	93	86	42	332	
	Combination dresser with 4 large pull-outs					
	- Drawers in carcass colour	149	86	42	398	
	- Drawers glass white	149	86	42	400	
	- Drawers glass pebble grey	149	86	42	393	
	- Drawers glass graphite	149	86	42	333	
	- top drawer in glass white	149	86	42	406	
	- top drawer in glass pebble grey	149	86	42	394	
	- top drawer in glass graphite	149	86	42	334	
	Wall mirror					
		60	80	3	087	